



THE

POINTER



2014-15 Champion Boat in the Over 25ft Category "GALAXY STAR"

THE OFFICIAL NEWS LETTER OF THE GAME FISHING CLUB OF SOUTH AUSTRALIA Inc



2014-15 Champion Boat in the 25ft & Under Category "JUSTAGIRL"

www.gamefishsa.org.au

JUNE 2015-16

YORK CIVIL

Delivering Infrastructure Solutions



York Civil offers complete engineering, construction and project management services throughout Australia. Our team comprises experienced personnel who continually deliver innovative solutions against project challenges, ensuring safe delivery, quality completion and value for money outcomes for our clients.

Differentiators

- Safety Focus
- Self-Performing
- Complex Projects
- Collaborative Contracting
- Remote Work

Capabilities

- Building
- Civil and Structural
- Demolition and Environmental Remediation
- Marine
- Mechanical and Electrical
- Rail
- Piling
- Pipelines

Market Sectors

- Power
- Resources
- Transport
- Water

York Civil maintains a workforce of over 350 personnel, over 500 major items of plant and equipment, and a dedicated network of contractors and suppliers, ensuring excellence in project delivery.

Our fundamental objective is to be an infrastructure delivery partner of choice. We have a track record in building long-term relationships with clients across the private and public sectors and our repeat work in numerous market sectors is testament to this.



(Est. 1937)

The Game Fishing Club of South Australia is proud member of:



Past Presidents

1937-38 Frank Moorhouse*
 1938-39 Professor Mark Mitchell*
 1939-42 G R 'Jim' Cowell*
 1942-46 Club Activities Suspended WWII
 1946-48 G R 'Jim' Cowell*
 1948-49 H Fairfax Johnston*
 1949-51 Eldrid H V Riggs*
 1951-52 Edgar S Davidson*
 1952-53 Jack Lord Arthur*
 1953-56 Ernest W Palmer AO*
 1956-59 Colonel R B Hone*
 1959-62 W B 'Bill' Coombs*
 1962-64 Thomas E Cooper*
 1964-66 Sir Arthur Barrett*
 1966-69 A R 'Jim' Polson*
 1969-72 Clive Whitrow
 1972-75 John C Johnston
 1975-76 Basil D Mitchell*
 1976-78 Keith Waterman*
 1978-80 David N Fairs*
 1980-82 Ralph L Parsons
 1982-83 John Clark
 1983-86 Rolf Czabayski
 1986-88 George Flourentzou
 1988-90 Sam Roccatti
 1990-92 Trevor Rule*
 1992-93 George Flourentzou
 1993-95 John Bannister
 1995-97 Ian Guest
 1997-99 John Walker
 1999-01 Kosta Flourentzou
 2001-02 John Werner (snr)
 2002-03 Kosta Flourentzou
 2003-05 Rolf Czabayski
 2005-09 Steve Morris
 2009-11 John Mitchell*
 2011- Ralph Czabayski
 (*Denotes Deceased)

G.F.C. of SA Life Members

Jack Lord Arthur *
 Jim Veitch *
 G.R. Jim Cowell*
 H. Fairfax Johnson*
 Edgar Davidson*
 Ernest W Palmer AO *
 W B 'Bill' Coombs*
 Thomas E Cooper *
 Clive L Whitrow
 John C Johnston
 Keith Waterman*
 Rolf Czabayski
 George Flourentzou
 Sam Roccatti
 Trevor Rule*
 Stephen Morris

Honorary Members

Shane Mensforth (SA Angler Magazine)
 Neil Richardson (Dover Madison Pty Ltd)

Club Sponsors

Platinum :- York Civil (Ian & Susan Tarbotton)
Gold :- Star Electrical (Ralph Czabayski)
Silver :- Bianco (Russel Bianco)
Combined Silver :-
 Statewide Hire & Newton & Building Supplies
Bronze:- Solid Concrete Construction (Gordon Samarzia)
Bronze :- Brecknock Insurance Brokers
Bronze :- Causon Havoc Bait & Tackle

Distribution Dates of The Pointer Newsletter for 2015/16 SEASON

- * Issue 1 of 4 December 2015*
- * Issue 2 of 4 March 2016 *
- * Issue 3 of 4 June 2016 *
- * Issue 4 of 4 Sept 2016*

(Front Cover Pictures)

(Top) GFC of SA highest Point Scoring Boat 0/25ft 2014-15
 "GALAXY STAR"

(Bottom) GFC of SA Highest Point Scoring Boat 25ft & Under
 2014-15 "Justagirl"

CLUB CONTACT INFO

The Game Fishing Club of South Australia Inc
 161 Oliver Rogers Road OUTER HARBOR SA 5018
 P/O Box 95 Stepney SA 5069
 E-Mail gamefishsa@ecs.net.au
 Club Web Site :- www.gamefishsa.com
 or www.gamefishsa.org.au



John C Johnston
 GFC of SA Patron & Life Member

- The Pointer -

Official Newsletter of the
 Game Fishing Club of South Australia

Issue Book

Editor:- Steve Morris

Mobile 0407 280 323

• Assistant Editors:-
 Rolf Czabayski

Contents : Page

Club Yearly Sponsors	2
President's Report	3
Upcoming Events & Notices board	4
Treasurer Report	5
Weight Recorder Report & Standings	9-12
Club Reminder Notices	14
Members Article "Just one day fishing off Pt Lincoln"	15
Members Article "BROADBILL on The Hunt"	16/17
Article "How to Rig Skirted Lures"	18/20
New Members profile page	22
Member Article "Chasing the Sails"	23-24
NEW! 2015-16 Club Fishing Calendar	26-27
IGFA Report plus Q n A on IGFA rules	29
Tackle Tip	31
Technical Adviser Report	32
Article "FISH for LIFE"	35-36
GFAA Species Tag listing & Tag Used	37
Club members bushiness card listings	38
Club Merchandise Page	40-41
Items, Boats & Equipment For Sale & Lease	42-43
Notable web site	44
Members Directory	45-49
GFAA Button & Pin Awards Tables	50
How to Tune Your Fishing Lures	51
Species Info Page "Harpuka & Rigs"	52

CLUB YEARLY SPONSORS

Platinum Sponsor

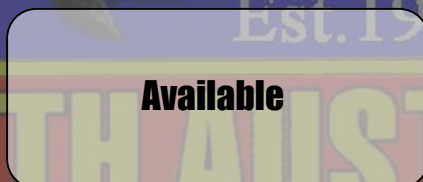
Ian & Susan Tarbotton




Gold Sponsors



Silver Sponsors



Bronze Sponsors





GFC of SA President
Ralph Czabayski
2015/16

Dear Members,

Welcome to the 3rd edition of the pointer magazine.



We are coming to the end of the fishing season 2015 – 2016 and what an actioned packed season it has been. Many of the contested fishing individual trophies and boat sections have gone down to the wire and most of the competitors have had to fish right to the end of June to win and or secure their sections. I don't think I have seen this happen in quite a few years. Good luck to all those dedicated anglers, male and female and boat captains.

We have the club's AGM coming up on Wednesday the 13th of July, so please make sure you put that date in your diaries and attend as there are some very important things to discuss regarding changes to our club constitution. Also on that night the existing committee will be standing down and a new committee will be elected. After the meeting there will be pizza and light refreshments.

The end of year presentation night is coming up on Saturday the 17th of September. The presentation night is to be held at the Grange Golf Club. What a great night it is going to be. Make sure you book a table as soon as possible so you don't miss out.

There was also another major tournament the Riviera Port Lincoln Tuna Classic which was held in early April and our club had eight boats entered in it. There were twenty boats entered all up. A couple of our club boats did very well in this tournament.

Congratulations to the "SPARTACUS" crew as they won champion boat for day two, champion boat runner up and Susan Czabayski was awarded champion angler overall and champion female angler. Also Gabriella Bianco part of the "MAJESSNIK" crew was awarded runner up female angler. Congratulations to those two teams.

The club is in good shape financially and has no debts apart from daily bills.

That's all from me and once again thanks to all our sponsors and advertisers in the pointer.

Tight Lines,

Ralph Czabayski

President

The Game Fishing Club of South Australia

*We Wish to Invite You and Your Friends
to Our*

*Annual End of Season Presentation Night Dinner
Being held at the Grange Golf Club.
"White Sands Dr. Grange
Saturday 17th September 2016.
Starting with pre-dinner drinks & canapés 6:30 to 7:00pm
"We would love to see you all there for a great night out"*

Three course dinner & pre dinner drinks \$80.00 pp

Book Your Table Now! Ring Rolf Czabayski on (0408 364 488) Dress Code - Jacket & Tie



TAKE NOTICE!

The Club would like all members, new and old to please make sure that they are aware of the clubs fishing rule changes regarding the heaviest & most meritorious categories of club trophies & the claiming of points.

To be eligible and in the running for these Categories your fish, shark or eagle ray must be weighed.

Also be aware that this year all angler divisions except Junior and small fries, intending on competing for Champion Angler in their respective categories are required to fore fill the four (4) main criteria of fishing, that has been till now, only required and applied to the senior men's divisions & categories those criteria are:- record the capture of a G.F.A.A. listed Shark, Game Fish and Eagle Ray and record the Tagging of a Game Fish.

(Copies of these rules can be acquired of the clubs web site under the menu list or on the printable forms page)

Notes : To all Club Members with Trailer Boats

Any GFCSA Club Member with a Trailer Boat wishing to use the excellent and secure Boat Ramp facilities at the RSAYS can do so by obtaining the necessary passes & permits from the RSAYS reception Office during business hours, for cost of only \$321.00 per year. You must present your current GFCSA membership card to do so, front gate access keys can also be obtained at the same time for \$25.00 per year, this along with your Launch permit will give you and your vehicles full 24/7 access to the boat ramp and faculties within the club grounds.

"Well worth the cost, just for the added security of knowing your gear is safe & cheap when you consider the alternatives and costs of using a public boat ramps with on security especially if you use your boat on a regular basis.

NOTICE!

2015-16 AGM

**Will be held on Wednesday 13th July 2016 starting at 7 pm
At the GFCSA clubrooms**

2015-16 Trophy Presentation Nigh Dinner


- On a Saturday night 17th Sept 2016
- Being held at the Grange Golf Club.
- "White Sands Dr. Grange
- Saturday 17th September 2016.

**Anyone which to see or down load pictures from the
"Peter Teakle Blue Water Classic 2016"**

Can find them on the clubs web site Just Click on the Tournament Logo on the Home page to go to all of the pictures from there you down load them, they can also be viewed on the site " Picture Gallery" page, just select the folder you wish to view

Have you got a copy yet!!

The 75 Year History of The Game Fishing Club of S.A. if not contact Club Secretary Rolf Czabayski on M. 0408 364 488 members will be intituled to obtain one copy at a cost of \$50.00 none members & any additional copies will be at a cost of \$60.00





GFC of SA Treasurer
Steve White
2015/16



Treasurers Report Game Fishing Club of South Australia

Another good year for the Club financially.

At the end of June, the Club held over \$152,000 in liquid assets, and Inventory and depreciated Fixed Assets took the Club's asset base to \$293,000.

The Club's only liabilities at this time are Membership fees billed in Advance of \$19,000 and day to day operating costs. Club operating surplus for the year was over \$19,500 which lifted total Members Equity to over \$274,000.

In the financial year July 2015 to June 2016, the Club received revenues of \$81,000 being Membership Fees \$18,000; Port Lincoln Blue Water Classic \$16,000; Advertising and Sponsorship \$28,000; Rents Received \$6,000, Raffles and Function Income of \$8,000 and Merchandise Sales of \$5,000.

Merchandise costs were \$3,600.

The main expenses were Affiliation Fees \$2,500, Clubroom Rent \$9,500, Club Function expenses \$9,800, Marina berth fees \$6,800, Postage \$2,000, Printing and copying (The Pointer) \$4,300, Tournament expenses \$15,300 and Trophies \$7,000 for a total of \$61,600.

Interest of \$3,500 was received, mainly on the Club's substantial term deposit with CBA.

The Club's books will shortly be audited by honorary member and auditor Neil Richardson and final depreciation entries and other adjustments processed.

Any member requiring further financial clarification is welcome to attend the Club's AGM to be held in July 2016.

Stephen White

Treasurer

Game Fishing Club of SA, Inc

27 June 2016

ROYAL SOUTH AUSTRALIAN YACHT SQUADRON



LOOKING FOR SOMEWHERE SPECIAL TO HOLD YOUR NEXT EVENT?

RSAYS gives you both formal and informal settings for your wedding, engagement, anniversary, birthday, conference, presentation, sporting function or corporate training event.

Our Restaurant with bar and balcony area, overlooks the marina. We can cater for formal and informal seated meals or cocktail parties.

Our Quarterdeck is the perfect location for balmy summer evening cocktail parties, buffet dinner or a fully catered BBQ.

MARINA BERTHS FOR SALE OR LEASE

RSAYS has a limited number of marina berths for lease and several marina licences for sale - 10m up to 30m in length.

HARDSTANDS FOR LEASE

Trailer Boat Hardstands (8.2m) are available as a package deal including Senior Membership. Spaces available on bitumen or gravel (gravel area at a discounted rate).

- Secure Storage
- Dual Launching Ramps
- Launching Tractor
- 24hr Access Facilities
- Overnight Pontoon
- Protected Waters

Contact one of our friendly staff for assistance

161 Oliver Rogers Road, Outer Harbor SA 5018 **Phone** (08) 8341 8600 **Email** rsays@rsays.com.au **Web** www.rsays.com.au



*JRC, TMQ,
Raymarine,
Simrad, Lowrance,
Koden, Coursemaster*

- Navigation Aids including
- Radar
- GPS & Chart Plotters
- Autopilots
- Communications
- Instruments
- AIS Collision Avoidance Systems
- Battery Systems & Chargers
- Marine TV Systems



**Marine Electronics.
Sales**

Installation and Service.

ABN 21980946613
ACN 114923974

Graham Mills

Phone: (61) 08 8284 9020
Fax: (61) 08 8284 9021
Mobile 0417 886 147
Email: millteck@bigpond.net.au


143 Victoria Road
Peterhead
Port Adelaide 5016
P.O. Box 60 Smithfield Plains South Aust. 5114

Looking for an anchor you can rely on?

Contact club members John, Tim or Brian Marsh
with your enquires on our Marsh Anchors or any
items in our entire product range, including-

Aurora Springs®
Coil springs
Leaf springs
Spring repairs / resets
Trailer suspensions
Towing accessories
U-Bolts
Vehicle fitting bay
Wire springs

- ANCHORS FEATURE-**
- Forged flukes
 - Hot dipped galvanised
 - Proven design
 - 3 styles available-
 - Admiralty
 - Grapnel
 - Stockless type



Industrial Engineers & Spring Makers (Sales) Pty. Ltd.
341 - 359 Port Road, HINDMARSH SA 5007

Ph: (08) 8346 2276 Fax: (08) 8340 1721 Email: sales@industrialsprings.com.au
www.industrialsprings.com.au

The STATUS Rod Factory

Home of the World Renowned



For More Information Contact:-

Steve Morris 0407 280 323

statusrods@yahoo.com.au

Brecknock


Insurance Brokers

For more information Contact Steve Reynolds
on M. 0412 600 889 or at [steve@brecknock.com.au](mailto:atsteve@brecknock.com.au)

Solid Concrete Construction

Pty Ltd

"The Specialist in the Business"



All Type of Concrete Work
Done by Experienced Tradesman

*commercial
*Industrial
*domestic

Ring Sam For more Info or a Quote on -0413 943 735- A/H 8258 8441 - Fax 8288 8401

STAR ELECTRICAL WILL MAKE YOU SHINE

When it comes to the electrical component of building or renovating, Star Electrical has been helping South Australians shine for over 30 years.

Inspired by the vision and commitment of Managing Director Ralph Czabayski, we work closely with clients and some of the state's finest builders, to guarantee the highest quality workmanship and customer satisfaction.

Star Electrical can design the internal and external electrical plans for your new home in full consultation with you. So, if you're thinking electrical and you want to make a great impression, add significant value to your home with the best choices available.

C-Bus System Inc C-Touch Screens
Clipsal StarServe Systems
C-Bus Multi-Room Audio Sound Systems
C-Bus Security Systems & Products
Home Management Systems
Clipsal Range of Energy Efficient Products
Video/Audio Intercom Systems & Products
Clipsal Quality Switchgear Selections
Lighting Range Inc
★ Specialist Lighting
★ LED Lighting
★ Downlights
★ Interior Lighting
★ Garden Lighting
★ Exterior Lighting

DOMESTIC
INDUSTRIAL
COMMERCIAL
C-BUS



RALPH CZABAYSKI
Managing Director

34 OG Road Klemzig SA 5087

W. 08 8266 7703

F. 08 8266 7709

E. alex@starelec.com.au



1300 BIANCO • www.bianco.com.au • 08 8366 6666

Newton • Wingfield • Mt Barker • Darwin • Roxby Downs



Wayne Greenshields
Club Weight Recorder
2014/15

Greetings All,

The 2015-16 season is now coming to an end.

Make sure to check out all of this seasons recordings listed in '*the Pointer*'.

Remember too that recordings and totals scores are also updated online at the club's website, check the **Current Fishing/ Results** tab at the top of the home screen for more details.

The pointy end of the over 25ft category is very close, with 2 new faces jostling for top spot.

Good luck to Russell on **MAJESSNIC** and Ralph on **SPARTACUS** with less than a month remaining, these boats are engaged in an all-time, epic, cliff hanger with each recording I receive changing the current leader.

How cool is it when these recordings are often 10,000 point trips. Clearly these crews are here to compete! My back is sore just looking at the pile of tag cards. Great work guys and girls very impressive fishing.

Keeping all that in mind, '*Spartacus*' still needs a shark to qualify as champion can this team do it?

The under 25ft Class this year still has been very slow compared to last year and is still anyone's to win. '*Justagirl*' is topping the leader board (but still have not qualified as Champion boat). The '*Micks Winches*' crew has come from nowhere and qualified as champion boat with current overall lady's champion Lee Van Soest catching all 4 qualifying criteria in just 2 trips fishing with Mick. Also making her the only lady angler to qualify so far this year as well.

Special Note to a couple stand out anglers with noteworthy performance's so far:

Shaun Ossitt

Once again with one of the best all round performances in all 3 sections Land based, Under25ft & Over 25ft with 10 species with 8 of these on 4KG line or under WELL DONE

Russell Bianco

A massive amount of recording with over 50,000 solo points and 140 recordings for over 2,000kg of fish keep it up Russell.

The club's yearly Recording have played out so far as follows

1014 total recordings for over 14,500 kg of fish.

672 Tag and release captures for over 8,800kg returned to be enjoyed by someone else in the future.

Well done tagging guys and girls, let's see if our club can win some GFAA Tagging trophies this year as well.

Local Captures of 17 Game Species

4 x Bronze Whaler Sharks, 1 x Brown Trout, 98 x European Carp, 7 x Eagle Rays, 5 x Gummy Sharks, 3 x Hammerhead Sharks, 39 x Yellowtail Kingfish, 9 x Mulloway 4 x Rainbow Trout 5 x Redfin perch, 44 x Australian Salmon 13 x Samson Fish 9 x School Sharks, 25 x Snapper 1 x Stripped Tuna 8 x Sliver Trevally, 717 x Southern Bluefin Tuna (4 of these fish where over 100KGs as well been a long time since our club has seen fish caught locally at this size Congratulations to Bruce, Steve, and Ralph with the only double figure captures being over 100kgs)

Other waters captures of 6 Game Species

1 x Atlantic Blue Marlin, 3 x Pacific Blue Marlin, 5 x Black Marlin, 9 x Stripped Marlin, 3 x Spearfish,

1 x Yellowfin Tuna from interstate waters

Good luck and tight lines

Wayne Greenshields
Weight recorder GFCSA



Highest Point Scoring Boats O/25ft Category 2015-16 Season

Rank	Boat Name	Total Points	No. Species
1	MAJESSNIK	105,701.00	4
2	SPARTACUS	90,409.00	3
3	BROADBILL	8,392.00	1
4	GALAXY STAR	3,242.00	1
5	BRAVEHEART	2,270.00	3
6	RACSO	1596.00	3
7	DOUBLE CROSS	466.00	3

Highest Point Scoring Senior Angler O/25ft Category 2015-16 Season

Rank	Angler	Boat Name	Division	Tag Points	Total Points	No. Species
1	Russell Bianco	MAJESSNIK	Senior	14635.00	50970.00	1
2	Ralph Czabayski	SPARTACUS	Senior	6263.00	21968.00	1
3	Dale Smith	SPARTACUS	Senior	4971.00	16332.00	1
4	Ches Detomaso	MAJESSNIK	Senior	3370.00	10369.00	1
5	Rolf Czabayski	BROADBILL	Senior	2397.00	9038.00	1
6	Ben Gerrits	SPARTACUS	Senior	2776.00	8591.00	
7	Frank Ferella	MAJESSNIK	Senior	2732.00	8276.00	
8	Ashley North	SPARTACUS	Senior	2661.00	8158.00	
9	Kym Kessner	SPARTACUS	Senior	1835.00	5869.00	
10	Jeremy Foreman	N/A	Senior	644.00	3319.00	
11	Peter Wright	BRAVEHEART	Senior	456.00	1653.00	
12	Graham Bold	BRAVEHEART	Senior	161.00	1451.00	
13	Tony Raneberg	N/A	Senior	309.00	1391.00	
14	Malcom Foreman	N/A	Senior	460.00	1380.00	
15	Mick Heasman	BROADBILL	Senior	293.00	1334.00	
16	Paul Tobin	GALAXY STAR	Senior	365.00	1265.00	
17	Wayne Greenshields	BROADBILL	Senior	118.00	954.00	
18	Craig Dade	RACSO	Senior	111.00	915.00	
19	Steve Tamlin	N/A	Senior	283.00	850.00	
20	Simon Koch	N/A	Senior	208.00	626.00	
21	Steve Morris	BROADBILL	Senior	00.00	421.00	
22	John Nicholls	DOUBLE CROSS	Senior	00.00	266.00	
23	Peter Day	N/A	Senior	00.00	195.00	
24	Fred Woods	BROADBILL		00.00	142.50	
25	Ian Howell	N/A		50.00	50.00	
26	Tom Giles	DOUBLE CROSS		50.00	50.00	

Highest Point Scoring Lady Angler O/25ft Category 2015-16 Season

Rank	Angler	Boat Name	Division	Tag Points	Total Points	No. Species
1	Gabriella Gabbana	MAJESSNIK	Ladies	8599.00	30502.00	1
2	Susan Czabayski	SPARTACUS	Ladies	2710.00	9171.00	1
3	Janet Forster	LONG SHOT	Ladies	281.00	845.00	1
4	Amanda Whittaker	N/A	Ladies	00.00	298.00	1

Highest Point Scoring Junior Angler O/25ft Category 2015-16 Season

Rank	Angler	Boat Name	Division	Tag Points	Points	No. Species
1	Sam Czabayski	SPARTACUS	Junior	1864.00	6555.00	1
2	Nathan Hartland	N/A	Junior	443.00	1553.00	1
3	Oscar Dade	RACSO	Small Fry male	100.00	888.00	2
4						
5						

Highest Point Scoring Boats 25ft & Under Category 2015-16 Season

Rank	Boat Name	Total Points	No. Species
1	Justagirl	7,712.00	3
2	BIG FISH	6,288.00	3
3	OVERJEW	3,990.00	N/A
4	MICKS WINCH	2,091.00	1
5	DARK STAR	938.00	N/A
6	GAME CHANGER	283.00	1
7			

Highest Point Scoring Senior Angler 25ft & Under Category 2015-16 Season

Rank	Angler	Boat Name	Division	Tag Points	Total Points	No. Species
1	Steve Lewis	N/A	Senior	1233.00	3996.00	
2	Shaun Ossitt	OVERDEW	Senior	950.00	3664.00	
3	Mike Dawe	MIKES WINCH	Senior	901.00	3317.00	
4	Wayne Barett	BIG FISH	Senior	643.00	2271.00	
5	Steve Morris	BIGFISH	Senior		1180.00	
6	Andrew Donhardt	N/A	Senior	178.00	959.00	
7	Kevin Tito	Justagirl	Senior	191.00	475.00	
8	Kristain Hunter	BIG FISH	Senior	53.00	320.00	
9	James Howatt	N/A	Senior		283.00	
10	Tony Martin	N/A	Senior	51.00	276.00	
11	Jason D'Angelo	N/A	Senior	250.00	250.00	
12	Jason Phillips	N/A	Senior	100.00	226.00	
13	Peter Lovell	BIG FISH	Senior	107.00	221.00	
14	Jerry Burt	MIKES WINCH	Senior		215.00	
15	Peter Jezukaitis	N/A	Senior	65.00	195.00	
16	Dilip Kapur	DART STAR	Senior	65.00	195.00	

Highest Point Scoring Lady Angler 25ft & Under Category 2015-16 Season

Rank	Angler	Boat Name	Division	Tag Points	Total Points	No. Species
1	Tracey Tito	justagirl	Ladies	738.00	4927.00	1
2	Lee Van Soest	N/A	Ladies	00.00	3167.00	
3	Renee Martin		Ladies	00.00	1035.00	1
	Lauran Tomic (Cox)		Ladies	312.00	937.00	1

Highest Point Scoring Junior Angler 25ft & Under Category 2015-16 Season

Rank	Angler	Boat Name	Division	Tag Points	Points	No. Species
1	Luke Donhardt	N/A	Junior	215.00	646.00	1
2	Ben Kapur	N/A	Junior	182.00	548.00	1

Highest Point Scoring Senior Angler Land Base Category 2015-16 Season

Rank	Angler	Boat Name	Division	Tag Points	Total Points	No. Species
1	Wayne Greenshields		Senior		3500.00	
2	Jason D'Angelo		Senior	950.00	950.00	
3	Shaun Ossitt		Senior		547.00	

Highest Point Scoring Lady Angler Land Base Category 2015-16 Season

Rank	Angler	Boat Name	Division	Tag Points	Points	No. Species
1	Lee VanSoest		Ladies	00.00	12150.00	
2	Bonnie Cualls		Ladies	00.00	770.00	

ANGLERS NAME	Species	Boat	Category	Weight	Line Kg	Division	Standings
Russell Bianco	Bronze Whaler	Majessnik	O25	88.00	15	Seniors	Most Meritious and Heaviest
Shaun Ossitt	Brown Trout	NA	LB	1.70	1	Seniors	Most Meritious and Heaviest
Lee Van Soest	Carp	Land Based	LB	4.00	1	Ladys	Most Meritious
Wayne Greenshields	Carp	Land Based	LB	3.60	1	Seniors	Most Meritious
Wayne Greenshields	Carp	Land Based	LB	4.50	2	Seniors	Heaviest
Lee Van Soest	Carp	Land Based	LB	5.00	2	Ladys	Heaviest
Shaun Ossitt	Carp	Overjew	U25	1.27	1	Seniors	Most Meritious and Heaviest
Sam Czabyski	Eagle Ray	Spartacus	O25	17.50	6	Juniors/25	Most Meritious and Heaviest
Russell Bianco	Eagle Ray	Majessnik	O25	45.10	10	Seniors	Most Meritious and Heaviest
Gabriella Gabbana	Eagle Ray	Majessnik	O25	17.20	6	Ladys	Most Meritious and Heaviest
Lee Van Soest	Eagle Ray	Micks Winches	U25	14.00	4	Ladys	Most Meritious and Heaviest
Tracey Tito	Gummy Shark	Justagirl	U25	12.20	4	Ladys	Heaviest
Renee Martin	Gummy Shark	Justagirl	U25	12.10	3	Ladys	Most Meritious
Steve Morris	Gummy Shark	Broadbill	O25	12.90	6	Seniors	Most Meritious and Heaviest
Shaun Ossitt	Kingfish	Overjew	U25	17.28	8	Seniors	Most Meritious and Heaviest
Russell Bianco	Kingfish	Majessnik	O25	18.70	15	Seniors	Most Meritious and Heaviest
Shaun Ossitt	Mulloway	Overjew	U25	2.70	2	Seniors	Most Meritious and Heaviest
Shaun Ossitt	Rainbow Trout	NA	LB	2.10	1	Seniors	Most Meritious and Heaviest
Shaun Ossitt	Redfin	Land Based	LB	1.18	1	Seniors	Most Meritious and Heaviest
Gabriella Gabbana	Salmon	Majessnik	O25	2.20	2	Ladys	Most Meritious and Heaviest
Oscar Dade	Salmon	Racso	O25	2.40	2	Juniors/SF	Most Meritious and Heaviest
Steve Morris	Salmon	Big Fish	U25	2.10	1	Seniors	Most Meritious and Heaviest
Tracey Tito	Salmon	Justagirl	U25	2.10	1	Ladys	Most Meritious and Heaviest
Steve Morris	Salmon	Big Fish	U25	1.50	1	Seniors	Most Meritious
Craig Dade	Salmon	Racso	O25	2.50	2	Seniors	Most Meritious
Craig Dade	Salmon	Racso	O25	4.10	4	Seniors	Heaviest
Gabriella Gabbana	Samson fish	Majessnik	O25	15.20	10	Ladys	Most Meritious
Russell Bianco	Samson fish	Majessnik	O25	18.00	15	Seniors	Heaviest
Gabriella Gabbana	Samson fish	Majessnik	O25	23.00	15	Ladys	Heaviest
Lee Van Soest	Samson fish	NA	U25	7.85	4	Ladys	Most Meritious and Heaviest
Russell Bianco	Samson fish	Majessnik	O25	9.50	6	Seniors	Most Meritious
Ralph Czabayski	Tuna	Spartacus	O25	110.00	24	Seniors	Heaviest
Tracey Tito	SB Tuna	Justagirl	U25	99.00	24	Ladys	Heaviest
Renee Martin	SB Tuna	Justagirl	U25	17.50	4	Ladys	Most Meritious
Susan Czabayski	SB Tuna	Spartacus	O25	61.30	24	Ladys	Heaviest
Nathen Harland	SB Tuna	Spartacus	O25	22.00	10	Juniors/25	Heaviest
Sam Czabyski	SB Tuna	Spartacus	O25	15.50	4	Juniors/25	Most Meritious
Steve Lewis	SB Tuna	NA	U25	121.60	24	Seniors	Most Meritious and Heaviest
Russell Bianco	SB Tuna	Majessnik	O25	22.80	4	Seniors	Most Meritious
Gabriella Gabbana	SB Tuna	Majessnik	O25	17.10	4	Ladys	Most Meritious
Shaun Ossitt	Snapper	Overjew	U25	11.62	8	Seniors	Most Meritious and Heaviest
Craig Dade	Snapper	NA	O25	8.30	4	Seniors	Most Meritious and Heaviest
Tracey Tito	Snapper	Justagirl	U25	5.90	4	Ladys	Heaviest
Lee Van Soest	Snapper	NA	U25	2.80	1	Ladys	Most Meritious



At North East Crash Repairs we provide the following Services

- Crash Repair Service
- Mechanical Repairs & Servicing
- Air Conditioning Servicing
- Insurance Work
- Private Work
- Corporate Customers
- Windscreen Replacement

Insurance Claims made easy

Simply call us and we'll look after everything whilst keeping you informed on the progress of the repairs of your vehicle.

We'll contact the insurance company, arrange for your vehicle to be appraised, organise a loan car or a low cost rental.

We'll ensure the job is completed perfectly and on time.

Associations and Memberships

- Master Collision Group Adelaide
- RAA Approved Repairer
- MTA Membership
- Fleet SA Approved Repairer
- Fleetcare Accredited Repairer

Contact Us

4 O. G. Road

Klemzig SA 5087

Ph: 08 8226 1155

Fax: 08 8367 8337

Email: info@northeastcrash.com.au



NOTE: Your Details!

Your details are important and must be correct ,so please take the time to check that all of your details are right in our club directory pages at the back of this Pointer, if they are wrong in any way or your details have changed recently from those listed in any way please let either Rolf Czabayski or Steve Morris know

For e.g.:

(if you have changed your email address, phone No or your membership status)

Contacting: Rolf by Email rolf@esc.net.au or text M.0408 364 488

or

Steve by Email stevemorris@topshottackle.com or text M.0407 280 323

Club Membership Payments

By now you all would have received your membership renewals for the coming season 2016-17

It is really good to see that quite a few members have already paid for their memberships which is really great to see and really appreciated, you guys are on the ball this year, well done, any of you that have not yet paid it would really make our job on the committee run a lot smoother if you could see your way clear to making your payment as quick as you can

if you intend on EFT'ing your payments for renewal, which is fine to do so but please make sure you put your name in the payment "reference box" in your banking facility to identify the payment and who its from.

We have a lot of payments being made into our bank account that do not have any ID or reference to what it is for or who it is from ! As you can imagine this makes it very hard for us to track down that payee and what it is for

We left Lincoln at 6.00am heading for South Neptune Is. in pursuit of tuna and a shark. The weather wasn't looking that great but the score was close for the competition and we needed the points and a shark to qualify for champion boat. We Were fishing around the lumps all morning but tuna were very slow. On the radio there was talk about birds working at Ligeania Is. As it was getting pretty rough we decided to take shelter for the day and try for Russell's shark. Apart from the excitement of seeing a few great whites we had no luck!

Next morning up early, we start the journey to Ligeania Is. Soon as we arrive we sore the birds working. More birds than we have seen this year! We thought our luck had changed and we were going to be in for a big day. We put the lures out and instantly a double hook up. We landed two relatively small tuna but fishing on 4kg the points were still valuable. The next hour and half the tuna were biting well and we managed to land 26 fish. As soon as it hit lunchtime the fish had gone off! We trawled for hours without a hook up. We called it a day and headed to fisheries bay for the night.



Up early again we headed straight for the patch. Within half an hour of our drive we saw a whale ahead. It was breaching the water and jumping around, it was spectacular to watch. As we approach the patch Russell came down on the deck to throw the lures out. Just then I see a school of sharks feeding in a frenzy on tuna that where up on the surface, I scream at Russell to get the rods in but as he hit the boat into natural we had a triple hook up. he run down stairs and we land all the fish and he then frantically started getting the shark rods out and ready. It was too late - sharks were gone.

We then realise we are sitting on a huge school of tuna. We start to chum up and had them bubbling at the back of the boat. Pandemonium set in. Catching fish after fish only the two of us on board each having to land our own tuna and go again. It wasn't until we had run out of tags that we realised how many fish we had actually caught. It was 4pm and had not stopped all day. We were exhausted. We had tagged 107 tuna! But with the competition fierce we decided to keep fishing! We landed another 15 fish this time we recorded them as captures.

It was getting close to sunset and we still needed a shark so we anchor up on the patch and began berleying up. 30 minutes into it and we got our first hook up. After a 10 minute fight it had wrapped around the anchor chain and we lost had it. Over the next hour we lost another 2. Russell was exhausted. He was ready to give in but decided to have one more go. Within minutes, another hook up! The battle was on again, he wasn't going to lose this one. 45 mins later we finally had the shark at the back of the boat. It's was as exhausted as Russell. I grabbed the leader and held the weight as Russell threw the gaff- He missed. He tried again and with all the energy that he had left, I could only explain it as just the pure adrenaline kicking in, gaff was finally in and then we pulled the 80kg bronze whaler on board on pure adrenaline I'm sure it was like it was an 8kg tuna.

What a day. 122 tuna in all, 107 tagged, 15 tuna and one shark captured, as far as we knew that line made us, the first boat O25ft to qualify for champion boat this year! So it can be done and the fish are there to do it with you just have to be persistent at it and do it!

Russell Bianco
 GFCSA Member
 0412 823 801



BROADBILL IS ON THE HUNT!

FOR THE ELUSIVE BROADBILL OFF PORT LINCOLN



I have planned a new trip to the Continental Shelf to try to find the elusive Broadbill; I have been out there 2 times before with my 35ft Bertram and John Nicholls on one of these trips with his Boat which at the time was called "Reel Action" a brand new 45ft Caribbean, but bad weather drove us back home after just one drift night's fishing over the shelf.


Had also tried a trip out off the shelf as recently as mid 2015 at the time that was in "Galaxy Star" a 50ft Bertram

I had over the prior years done various trips to the US. The first trip was to Ford Lauderdale, Miami where I chartered a Boat for two days, but no luck! Than I did another trip to place called, Islamorada in the state of Florida with a well known and experienced Broadbill exponent, Captain Nick Stanczyk for 2 days and hooked up on the first day only to lose it right next to the Boat.

Day two I landed 3 Broadbills largest 173lb, but the important thing is I learned a few things about the techniques used so I could apply them back home in our waters.

After studying the weather and speaking to a few local Fisherman, I decided to try the "Cape du Couedic" Canyon which is about 35 miles South from Kangaroo Island and 135miles from Poet Lincoln, the only thing I need 3 days if possible of good weather.

The time arrived as the outlook in regarding the weather outlook was at least looking good from Monday & Tuesday the 30th & 31st of May 2016, so I organized all of my crew for a departure on the Sunday.



Broad'y caught off Islamorada Florida

The crew consisted of Skipper: Terry Aldenhoven, Deckhands: Steve Morris, Graham Bold and of course myself as the Angler. Steve arrived Friday afternoon so did Graham. My Boat "Broadbill" was all fuelled up and ready to go with 6000lt of Diesel.

On Saturday the 28th May, I went shopping for Food and general items, while the Boys prepared and stored all the weights and any other fishing equipment that may be needed.

Sunday the 29th of May, we departed Port Lincoln to get some Bait, we went near Williams Island and lucky we were able get all the Squid we would needed for Bait and even some to eat. We stayed that night at Williams and left about 5 am in the morning, as the wind subsided by then.

As skipper Terry got us on the way, steve and I prepared my 80lb & 50lb Chair Rods we had on board ready for Action. Graham had prepared a nice lunch which we had on the way, just before dark we arrived in the anchorage of Cape du Couedic, we anchored up in a little bay Terry called "Weirs Cove", were Steve put out a 6kg outfit not long after he had the first run, a Gummy Shark, not long after he had another one this time it was a school shark.



1gummy 2 school shark food for the table

I hooked up on one too and lost it next to the Boat, mean time Steve had another ! One on and was going around the boat but his was landed and that was that' we had had enough! It had been a long day, time for a drink!

While all this action was going on Graham had prepared a nice dinner which finished us all off, we all retired early as we were planning on leaving at about 5am in the morning after breakfast.

The Weather looked good this early morning not much wind but when we arrived at our location 3hr later we were right in the middle of a patch of weather not to windy but with a lot of rain, which seemed to followed us all day, it was weird!


Everywhere else around us for miles around was clear.



Rain just followed us all day !!


We surveyed the area in and around the Canyon's, looking for bait and or any structure on the bottom between 350-400meter, we found a little bit of bait and started to deploy our first weight of about 12lb with 100 feet of mono behind with our bait a nice Squid rigged by Steve .

After going forward for about 5 minutes we made a 180 degree turn and went back to the location were we lowered the weight and not long after the weight hit the Bottom , then it was up to me to wind about 30 meters up again to clear the weight from the Bottom and our drift began.



Steve and myself watched the rod tip for signs of a hit or something out of the ordinary to happen hoping that at any movement we would see action, after about 40 minutes we detected a slight downward movement more than it had been before on the tip of the Rod, we had a Bait, I picked up the chair rod which had the 130lb Penn International reel on, loaded with 65lb Braid and top shotted with 80lb monofilament line and made my way in to the Game chair, were I was buckled up to the seat harness and start winding, but there was no fight or run I knew it wasn't a Broadbill.

After I retrieved all the line from about 400 meter of depths we could see a colour, a fish we had caught a Blue-Eye Trevalla, we caught 2 more on the trip plus one small Hapuka.




Blue-eye trevalla

At least we had a fish we had never caught before. Steve and Terry reckoned these were excellent eating, so at least we had caught a feed!

On the last day we fished all that day and stayed on into the night before we departed for home we were interested in trying a few drifts with two Rods, with bait suspended at various depths.

Under a float system that was used in Miami' But no takers! Although we had all the Flood lights on, we thought we might have had attracted some sharks or squid but neither were seen, we gave up at around 1a.m. and started back on our long journey at 10 knots all the way to Port Lincoln , I know this trip was disappointing with no results, but I will try again next year maybe a bit earlier in year around the months of March, April and May maybe in a different location even. Thanks to my Crew for all your efforts.



Rods set as we are drifting under flood lights



Small Hapuka



No bill on this one!!

Note to Ronny Forster, I haven't given up , the bet is still on ,I have still 3 season up my sleeve before I cash in on the 100 to 1 bet with you.

Rolf Czabayski

Broadbill

There are as many ways to rig a marlin lure as there are lures themselves. I've seen rigs as simple as a Palomar knot to tie on the hook and an overhand knot to hold the head, and as complex as those using thimbles, wire, tubing and multiple hooks. There is no one correct method, and most will work just fine, provided they meet two simple requirements:

- The rigging must interfere with the action of the lure

- The rigging must not fail in battle

I personally would add one additional requirement, for reasons I'll cover later ...

- The rigging must be quick to re-rig

The method I use is based on one developed over 20 years ago for use on the original SoCal marlin lures. I like my method for several reasons. First, it provides both chafing protection and proper head-to-hook spacing, and does so in an reasonably elegant manner. You might not give a lot of thought to how your rigging looks, but when you're hosting the cocktail hour in the cockpit and all your lures are hanging in plain sight, you'll care. The second, and most important, reason is that it's quick to do. Time is critical when your hot lure needs to be retied - it can't catch fish when it's out of the water! Also, the quicker it is, the more likely I am to rerig as often as I should.

Time for the caveat. This is how I rig a trolling lure today - not yesterday, and probably not tomorrow. Like any good fisherman, I'm a continual student, and if I find a better way, you know I'll use it. Of course, that'll mean I'll have to change this chapter when I do ...

Getting Started

Before we talk about how, let's talk about what - the materials you'll need:

A lure (duh)

New or used, but must be in proper condition. Our example is a Big Reidee, beautifully crafted by Ron Akana.

Leader material

I've seen fluorocarbon used for lures, but I prefer standard mono. The fluorocarbon tends to be stiff and turns milky with use. Besides, I don't think the fish are that picky on lures, anyway. I use 150-lb test leader material, but have on occasion used 125 on smaller lures, or if I sense the fish are line shy (which is seldom). Any brand will do, but my current preference is Jinkai.

It seems limper than the rest, and is small enough to go easily through the crimps. You'll need a piece 16 to 17 feet in length.

Hook

My current preference is a Mustad 7732SS or 7691SS. I usually use a 9/0, although I like to adjust the hook size up or down based on the diameter of the lure head.

Tri-beads or just normal beads

There are many ways to get the proper spacing between the lure head and hook, but I prefer tri-beads because they provide great chafing protection when installed correctly, and add extra color and body to the lure. Some lures provide a package of beads, but I use them on all lures. They are available in several colors from your favorite tackle store, but I get my beads from a craft store, where the color selection is much greater. The actual colors you use are a matter of personal choice; I try to pick 1 or 2 colors that complement the skirts and add to the illusion.

Terminal Bead

This single bead rides just behind the lure head and protects it from the bead crimp. It's also a great way to add an identifier to your lure. I use a 10mm artificial pearl.

Crimps

Please hold the cards and letters about crimping versus swaging and the benefits (and flaws) of each. I freely acknowledge that the crimping method I use was designed for wire, and that swaging is probably a better method (and will likely be one of those better ways mentioned above). But in nearly 30 years of using this same basic method, I've never had a crimp fail. 'Nuff said. I use Sevenstrand A8 crimps for the ends of the leader and an A6 to hold the beads.

Crimping Pliers/Cutters

Nothing fancy here - they just need to work. For the cutters, I prefer nail clippers, because you get a cleaner cut.

Now that you have collected your materials and tools, it's time to go to work.

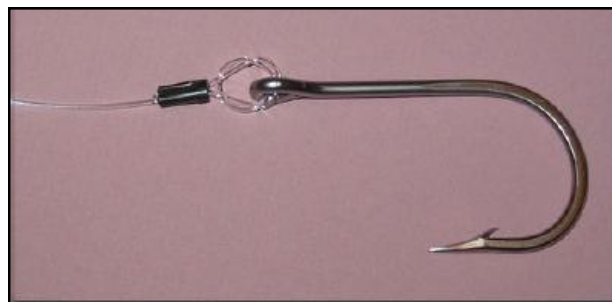



Examine the Lure

Before I rig the lure, I give it a quick once-over. On a new lure, I'm looking for workmanship errors - chips or other flaws in the head, loose or misaligned skirts, etc. If I'm rerigging a used lure, I add a check for battle damage. The most common damage is bill marks on the head and missing fingers on the skirts. No matter the flaw, take the time to repair it before you rig. If the flaw or damage is severe enough to compromise the performance of the lure, and cannot be repaired, replace the lure.

Start with the Hook

In rigging your hook, you need a method that will both withstand the pressure of the hooked fish and provide some measure of chafe protection. If you've ever felt the bill of a striped marlin you know it's just like a rasp, and can cause a lot of damage to the leader if not properly protected. Some folks use thimbles, springs or other devices to protect the hook loop, but the method I use provides security by running the leader through the hook twice. I've heard it referred to as an "offshore loop", but I can't say where that came from.



Start the rigging by sliding an A8 crimp sleeve (concave end first) onto the end of the leader. Next, slide on the hook and tie an overhand knot with the hook eye in the middle of the knot. Run the tag end back through the loop one more time and adjust the size of the loop to your liking. If you've tied it correctly, the leader will be running through the eye of the hook twice. Pass the tag end back through the sleeve, snug the sleeve up to the knot and crimp in place. Cut off the excess as close as possible to the sleeve with nail trimmers, being very careful to not nick the main line.

Pack 'Em On

Now comes the beads. begin sliding tri-beads onto the leader and down to the hook crimp. If you're using more than one colour, you can alternate them as you like to form a pattern. Once you have several inches of beads in place, begin comparing your leader to the lure. The goal is to have the point of the hook at the end of the skirt, so continue adding beads until you approach the right amount. When you think you're close, slide an A6 sleeve onto the leader followed by the terminal bead and the lure. Let the lure hang from your hand and look at where the hook is located relative to the end of the skirts. Add or subtract beads as necessary to get the point of the hook where you want it.

Once you have your beads in place, it's time to secure them with a crimp. This is an important step often overlooked on pre-rigged lures. The beads provide good protection for the lower leader, but without the upper sleeve, they can ride up the line during a fight, exposing it to bill damage. Worse, they can slide back down and hide the damage from view - until the line breaks and you wonder why.



There's another advantage to using the upper crimp above the beads. Should the leader break at the hook in a way that takes the lower crimp, the beads and lure will slide off and be lost. But if you've secured your beads with an upper crimp, that crimp will also prevent you from losing an expensive lure. It's bad enough to lose the fish, but worse to lose the weapon you used to hook it.

Finishing Touches

Next up is the terminal bead. Several years ago, when I started experimenting with different brands of marlin lures, I noticed a great variety in the design of the back of the lure head.

Some would have a small hole barely large enough for the leader to pass through, while others would have much larger holes to allow a plug or pin to be inserted. There was a wide variety of materials, as well. I found that the upper crimp would sometimes dig into the head material or become stuck in the exit hole, both of which I considered unacceptable.



By adding an extra bead between the upper crimp and the lure head, it served as a spacer between the two. It also serves as a way to identify my own lures, which is important when everyone on the boat is using the same lure brands!

After you add the terminal bead, slide on the lure and perform a quick inspection.

Verify that the lure hangs where you thought it would, and can rotate freely on the leader. If everything looks OK, you're ready to complete the leader.

IGFA rules allow a 30-ft leader, but I limit mine to 15-ft. You need the leader to be long enough to never allow the fish to touch the main line.

Make it too long, however, and the fish will remain too deep when the swivel hits the rod tip. I don't like to force the leader man to have to handline in the leader, so I want it short enough that when the angler has the swivel at the rod tip and steps back, the fish is near the surface. The height of your boat's gunwale will affect your leader length, so experiment to find the length right for you.

Measure off your desired leader length from the hook, adding 6 inches for the upper loop, and cut off the excess. Add an offshore loop (without the hook, of course!) to the remaining end of the leader,

Always Re-rig

I said at the outset that I like this method because it lets me re-rig in a hurry.

I cannot overemphasize the importance of re-rigging your lures whenever damage is detected. The small amount of time and effort you will pay is a pittance compared to losing a marlin due to short-sightedness.

All marlin lure leaders show wear over time, even if they have seen no action. Check your lures periodically for wear, and re-rig if damage is found. This is doubly important after a strike - it's nearly impossible for a marlin to hit a lure without doing damage.

Start your evaluation at the hook end, since this is where most damage occurs. Look at the loop holding the hook for cuts or abrasions from the marlin bill or for thinning of the line due to the hook itself. Run your fingers along the leader, feeling for those nicks you eyes might never see.



Any lure that gets bit is a lure that I want in the water - but not if the leader is potentially damaged. As a result, I re-rig any lure that catches (or loses) a fish. Here's how to get it back in the water in a hurry ...


In my tackle kit, I carry several partially completed lure leaders with the hook crimped onto 16 feet of mono. This give me a head start on the new leader. Cut the old leader just above the lure and slide it off. Grasp the beads tightly in your non-cutting hand in the first fold of your fingers (for you golfers, it's the same place the handle of a club resides) and cut the leader again between the beads and the hook crimp. Slide the tag end of the new leader into the hole in the tightly-held bead stack, pushing out the old leader as you go (if you have maintained the alignment of the bead stack, this should go smoothly). Add a sleeve and crimp the beads in place, followed by the lure. Complete the loop at the end of the leader and you're ready to go! With a little practice, the total time is only about a minute.

Finally, check the attachment loop for damage. If you find any damage at all, re-rig the lure - it's just not worth the risk.

Woodroffe Skylights



59A Langford Street
Pooraka, South Australia, 5095
☎ 08 8359 7300
☎ 08 8359 6444
🏠 woodroffeskylights.com.au



- Skylights
- Roof Windows
- Hatchways
- Attic Ladders



- South Australian Manufacturer
- Established for 40 Years
- Domestic and Commercial
- Free Measure & Quote
- Winner of 4 Australian Design Awards
- Skylight Industry Association Member



PALMDALE VILLAGE



MEATS

POULTRY



SEAFOOD

Here at Palmdale Meats we pride ourselves on quality, service and friendly advice. Our products include a large range of free range and grass fed beef, lamb and poultry as well as fresh seafood daily.

Adelaide's best smoked salmon cooked in store and a large range of gluten free products (over 40 gluten free lines in store).

North Adelaide Village Shopping Centre
81 O'Connell Street
North Adelaide SA 5006
Telephone – 8267 5498 www.palmdalemeats.com.au

New Member Profiles



GFC of SA President
Ralph Czabayski
2015/16

As the GFCSA President and on behalf of the Committee we wish to welcome some new members that have just recently joined the club

As a little bit of an introduction to the membership these new member have been happy to give us a little bit of a profile about themselves.

Please make them welcome, say hello and make your self known to them when you meet them at any of the clubs events.



Regards.
Gary Price

I have had a few boats in the past but haven't got a boat at the moment.

I like all types of fishing - boat and land based - especially the West Coast beaches, e.g. Yalata and Fowlers Bay.

I also like chasing the large game fish like Tuna, Kingfish and more recently Billfish in W.A.

I have fished all my life but have got to know what fishing is all about over the last 10 years with the boys from work.

My other interests are 4 wheel driving, hunting and getting away.



Many thanks
Jeremy Foreman

Here is a shot of me on Spartacus with some of catch from the last trip with Ralph.

Currently we have a ski boat but this is for sale with the view to buying a fishing boat in the coming months.

I have fished ever since I can remember. We had a beach shack at Aldinga when we were growing up and I haven't stopped since.

I have a group of close mates and we head across to Yorkes every 6 months for a 4 day fishing getaway. (next one in October)

We tend to target Snapper and Whiting on these trips and it was great to get the opportunity to land some nice Tuna with Ralph on Spartacus over the Anzac long weekend.



Cheers Chris

I have a Boston Whaler Conquest 255 and its name is 'GIZMO 2'

I have been fishing since the age of 4 (1982) catching my first tommies from the Port Lincoln Wharf

Enjoy fishing around the York Peninsula chasing whiting, snapper, squid. However the new craze is Tuna. I was introduced to tuna fishing with a 1 week trip in March 2010 where Brian Stokes was kind enough to take me along, and since then I can't get enough. So a very big thank you goes out Brian, fantastic bloke.

Fishing might be put on hold as we are expected our first little baby this October.




Chasing the Sails

Hi All,

I recently came back from a fishing trip in Broome.

I chartered Makaira Game Fishing Charters which is owned and operated by Jeda Ellens.

My trip started off by leaving Adelaide at 11Am, flying to Perth and then connecting to a second flight to Broome, which I arrived in Broome at 6pm.



I was picked up by the Cable Beach Lodge courtesy bus and taken to my hotel. I checked in and went to my room and then headed down to the sunset bar and grill where I had a few Coronas and a meal. For those who are thinking of going to Broome I recommend staying at the Cable Beach Lodge.

Day one, the next morning, I was up bright and early and made my way down to Cable Beach for 7am where Jeda from Makaira Charters was there to pick me up and take me out to the boat.



Capt Jeda

We were quite lucky as the sailfish which we were hunting were only 10 to 15km away.

We got to the spot which didn't take long as we were cruising at 33 knots. Jeda put out two teasers to attract the Sailfish up and we started trolling. We also caught some live bait and put them in the live bait tanks.

We then rigged up two live pitch baits ready for when a Sailfish came up on the teasers. So when you start trolling you have your two teasers out approximately twenty to thirty meters from the boat.

Then you start working the spot and when a sailfish comes up and many times there are at least two or more Sailfish that come up, you then pitch a live bait back to where the Sailfish are, then Jeda pulls in the teasers and hopefully the Sailfish switch to the live bait.

When the live bait is taken you let the Sailfish run for about 10 seconds and then put the drag up on the reel and the fight begins.

Anyway day one started a little slow but it soon heated up with us tagging and releasing 5 Sailfish for the day. The Sailfish ranged from 10Kg to about 23Kg.



Tagged

Every time we pitched a bait back the Sailfish went straight to the bait and I hooked up.

Five strikes and luckily five hook ups and five successful tag shots by captain Jeda.

What a great day, hot weather, calm seas and five tagged Sailfish.

We headed back to Cable Beach.

I went back to the hotel and yes, I headed down to the Sunset Bar for a few Coronas, then had a meal, went to bed early to get rested for the next day's fishing.



Hook Ups !! Starting to happen



Day two, started off well with two tagged sailfish early in the morning.

A third one came a long around 11am and then we had two more Sailfish come up but we couldn't get them to hook up.

It was like they weren't really hungry. Oh well three tagged Sailfish for the day. Fishing was getting slow so for day three we thought we would go wide approximately forty miles and chase some black marlin.

Anyway that night as it was a full moon Broome was alive as that night was the start of the "Stairway to the moon" which usually lasts for three nights. This only happens about six times a year.

I went back to my room and had a shower and then caught a cab to the Mangrove Resort.



Hooked Up !! Non Again

The Marlin chasing was a bit disappointing but that's fishing.

What a great trip I tagged and released 8 Sailfish in three days fishing. If anyone wants to go fishing in Broome Makaira Charters is the way to go. Jeda runs a great operation, check your pointer magazine for his contact details.

I would recommend Makaira Charters to our club members.

Time to go home and brave the cold weather and catch up with the family. ——— Tight lines, Ralph Czabayski

This is one of the best spots to view the stairway to the moon. Obviously we had a couple of beers waiting for the moon to come up and as it goes up it throws down a reflection on the water and beach that looks like a stairway to the moon. It was pretty good to see.

Day three, off we went to chase Black Marlin. It took us approximately an hour and a half to get out to the spot.

There was bait everywhere and lots of birds diving. It looked very fishy and I thought we could be in for a busy day catching Marlin. But unfortunately we did not see any Marlin. Not a cracker.



AFFORDABLE BATHROOM RENOVATIONS

*** Tiling**

*** Waterproofing**

*** Plumbing**

*** All wet areas**

Stress free renovations ! quotes to suit your budget

Melrose Construction
BLD Lic 195174



-- 0412 847 812 --



GAME FISHING PTY LTD.



Come and experience Broome's world class Sailfish!


- Fast, comfortable and dry Contender 30' ST sportfishing boat, new in 2014
- Experienced skipper with extensive local knowledge
- All top of the range Shimano gear and tackle
- Full day charters specialising in switch baiting for Billfish and Sportfishing
- Small personalised groups
- Charters can be customised to suit your needs

So take advantage of being in one of Australia's leading light tackle Sportfishing destinations to land that fish of a lifetime!

Cpt Jourdain (Jeda) Ellens

Call: 0409 001 828

www.makairagamefishing.com.au

like us on 



GFCof SA 2015-16

<p>-Tackle Night - -Tournament Briefing Night - Micks Winch/Tops Shot Tackle Cape Jervis Tournament</p>	 Club Rooms Wend 28th Oct 2015 7:00pm start Final details (TBA) Wednesday COMPLETED
	 - Adelaide Dec 6th 2015 (Sunday) - 12:00pm clubrooms - RSAYS Quarter deck - 34a Parnkalla Ave Port Lincoln - Nov 29th (Sunday) - (Any further details TBA) COMPLETED
<p>-Tackle Night - -Tournament Briefing Night - Marion Bay Weekend Tournament</p>	 Club Rooms 20th Jan 2016 Starts 7:00pm (Final details TBA) COMPLETED
<p>-Tackle Night - -Tournament Briefing Night -  2016 The Peter Teakle "</p>	- Adelaide Feb 10th 2016 (Wednesday) - 7:00 pm at clubrooms - 'All aspects of Blue water Classic preparation' - PT Lincoln Feb 14th 2016(Sunday) - (Final details TBA) COMPLETED
<p>2016 AGM</p>	- 2015-16 AGM - Will be held on Wednesday 13th July 2016 - starting at 7 pm - At the GFCSA clubrooms COMPLETED 
<p>2015-16 Annual Trophy Presentation</p>	- On a Saturday night 17th Sept 2016 - Being held at the Grange Golf Club. - "White Sands Dr. Grange - Saturday 17th September 2016. - (Invitations will be sent by mail / e-mail) 

 The York Civil All Species Challenge Starts : 1200hrs August 6th Ends: 2400hrs 31stth August 2015	CATEGORIES: All waters, All line Classes The Boat & Angler records the most species for the challenge Highest Point Scoring: Boat & Angler Highest Tag Point Scoring: Boat & Angler In all Categories & Divisions GFAA Equipment rules apply! COMPLETED
Eagle Ray/Kingfish/Salmon Challenge Starts: 1200hrs Tues 1st Sept Ends: 2400hrs Mon 28th Sept 2015	CATEGORIES: All waters, All line classes Most Meritorious: Eagle Ray Yellowtail Kingfish & Salmon Heaviest: Snapper, Yellowtail Kingfish and Salmon Highest Point Scoring: Angler & Boat Highest Tag Point Scoring: Angler & Boat In all Categories & Divisions GFAA equipment rules apply! COMPLETED
Shark & Snapper Challenge Starts: Noon Thurs 1st Oct 2015 Ends: 2400hrs Sun 1st Nov 2015	CATEGORIES: All waters, 15kg line & under Most Meritorious: Shark & Eagle Ray Heaviest: Shark & Eagle Highest Point Scoring: Angler & Boat Highest Tag Point Scoring: Angler & Boat In all Categories & Divisions GFAA equipment rules apply! COMPLETED
 Micks Winch / Tops Shot Tackle Cape Jervis Tuna Triple Tournament Weekend 1/ Fri 6th to Sun 8th Nov Weekend 2/ Fri 13th to Sun 15th Nov Weekend3/ Fri 20th to Sun the 22nd Nov	CATEGORIES: One species — One line class <i>A Sponsored Event</i> Start & finish Cape Jervis only, 6kg line only, SBF Tuna ONLY Heaviest Tuna M/M Tuna over all Highest Point Scoring: Angler all Categories & Divisions Highest Tag Point Scoring: Angler all Categories & Divisions Highest Point Scoring: Boat overall Highest Tag Point Scoring: Boat overall Line inn at 7am Fri — lines out 8pm Sun COMPLETED
 The York Civil Fresh Water Challenge Starts: 0600hrs Friday 8th Jan Ends: 2400hrs Sun 17th 2016 Jan	All Fresh Waters - All GFAA Fresh water Species - 6kg line and under Only Highest Point Scoring individual Species Over all & all Divisions Highest Point Scoring: Angler & Boat all Categories & all Divisions COMPLETED
 Marion Bay Weekend Tournament Start 12 noon Fri 22nd Jan Ends 1800hrs Sun 24th 2016 Jan	Tournament Base at "Marion Bay" <i>A Sponsored Event</i> Heaviest & Most Meritorious GFAA Fish Species shark & Eagle rays Champion, Angler & Boat Highest Point Scoring: Angler & Boat Highest Tag Point Scoring: Angler & Boat In all Categories & Divisions GFAA equipment rules apply! Rules, Times and Criteria to be issued at the briefing COMPLETED
 "The Peter Teakle" Port Lincoln Blue Water Classic Briefing: 12th March (Saturday) Tournament: 13th-17th March Presentation: 18th March (Friday)	CATEGORIES: <i>A Sponsored Event</i> Tournament Base at "Memory Cove" all Categories & Divisions equipment rules apply! GFAA Fish species Sharks & Eagle Rays Rules, Times and Criteria to be issued at the briefing COMPLETED
 The York Civil Ardrossan April Double Header Weekends Weekend 1/ Starts: 0600 hrs Fri 1st April Ends: 2400 hrs Sun 3rd April Weekend 2/ Starts: 0600 hrs Fri 8th April Ends: 2400 hrs Sun 10th April	CATEGORIES: Gulf St Vincent only, 8kg lines and under Heaviest Shark/Eagle Ray/Snapper Highest Point Scoring: Angler overall each division Highest Point Scoring: Boat overall Highest Tag Point Scoring: Boat overall GFAA equipment rules apply! COMPLETED
 The York Civil "Ultralight" Challenge Starts: 0600hrs Sat 30th April Ends: 2400hrs Wed 15th June 2016	CATEGORIES: All Waters- All GFAA Species - COMPLETED 6kg line and under Most recorded species by an angler Highest Point Scoring: Angler & Boat Highest Tag Point Scoring: Angler & Boat In all Categories & Divisions GFAA equipment rules apply!

Join our family, small enough to care, big enough to deliver

»reflexprinting.com.au

adelaidedigital.com

redfishdesign.com.au

Graphic Design

General artwork
Corporate branding
Logo design
Graphic reproduction
Digital photography

Digital & Offset Printing

Commercial printing
Colour and B&W digital printing
Large format prints
Promotional products
Banners and signs

Finishing Services

Book binding
Die cutting and scoring
Numbering and perforating
Wire and coil binding
Drilling and stitching

Web Development

Web design
Content management
Multimedia
Domain names
Web hosting

Products Produced

Stationery
Brochures
Booklets
Catalogues
Business Cards
Magazines
Presentation Folders
Docket Books
Note Pads

Flyers
Posters
Pull-up banners
Counter displays
Calendars
Stickers and Labels
Mail merged documents
Study manuals
Packaging

9-11 O'Connor Court Gepps Cross SA 5094 P (08) 8349 9511 F (08) 8349 9544

E mail@reflexprinting.com.au www.reflexprinting.com.au



Rolf Czabayski
IGFA Rep

Hi All,

I hope you all been fishing and had some success. I just like to inform you IGFA has now 3 IGFA Weigh Station in South Australia. You can weigh your records on the following location there all have Approved certified Scales and world record application forms.

Location one, you all know is at the Royal South Australian Yacht Squadron at 161 Oliver Roger Rd Outer Harbour. Contact Weight Recorder Wayne Greenshield on 0433 250 610 or IGFA Representative Rolf Czabayski on 0408 364 488

Location two, Causon Havoc Bait and Tackle in Port Mc Donnell S. A. 78 b Sea Parade ➡

Location three, Port Lincoln Tackle World at 16-18 Hallett Place Phone Shane on 08 8738 2988 or 0418 520 690 E-Mail :shane@tackleworldpl.com.au



IGFA MEMBERSHIP

If you like to be a IGFA Member and like to have excess to all World Record information and receive the International Angler Magazine 3 times a year and many other information from around the Globe, it is only \$50-00 Australian Dollars for Regular Membership per Year. Please contact me so I can make it possible for you to be an IGFA Member quickly. E-Mail: rolf@esc.net.au

New World Records :

Women Class record on 60kg (130lb) line class Donna Pascoe from New Zealand caught a 88.5kg S.B.F. Tuna
Junior Anglers: Small Fry Section Kaitlyn Schofield has caught a 45kg SBF Tuna of Eden.
IGFA Rep for South Australia

Rolf Czabayski

The G.F.C.S.A. E-MAIL ADDRESS IS : gamefishsa@esc.net.au
Club Web Site:- www.gamefishsa.org.au or www.gamefishsa.com

The GFC of SA Committee is always looking for constructive feedback to ensure that

“The Pointer” news letter is kept at a high standard

and

That our website is developed into a site that all members can be proud of !

Please forward any feedback to the clubs PO Box Attention:
The Club's President, *Ralph Czabayski* or phone him on 0419 834 540

E-mail :- stevemorris@topshottackle.com or gamefishsa@ecs.net.au

If your writing address & send to : G.F.C. of S.A. PO Box 95 Stepney 5069 .S.A

Newton's building & landscape supplies

8415 7777
OPEN 7 DAYS

"Everything you need
to build a better home
and garden!"

The friendly team at **Newton's** will help turn your house and yard into the perfect home and garden.

Newton's have everything you need for your project:

- Sand, Soil, Loam
- Stormwater & Drainage
- Tanks & Pumps
- Garden Lighting
- Retaining Wall
- Moss Rocks
- Mulch
- Lawn
- Pavers
- Firewood
- Irrigation
- And More...



www.newtonsbuilding.com.au
sales@newtonsbuilding.com.au

28-30 Papagni Avenue,
Newton 5074

NEW YARD 48 Tiver Road,
NOW OPEN Evanston South 5116

STATEWIDE HIRE

32 Papagni Ave, Newton Ph. 8336 9166

Open 7 days – Prompt Delivery Service



LARGE RANGE OF EQUIPMENT FOR HIRE

- | | |
|--------------------|-------------------|
| Compaction Rollers | Brick Saws |
| Bobcats | Concrete Grinders |
| Excavators | Concrete Cutters |
| Dingo diggers | Concrete coring |
| Trailers | Scissor Lifts |
| Hydraulic Borers | Terrazzo Grinders |
| Trenching Machines | Mobile Scaffolds |
| Rotary Hoes | Ladders |
| Compressors | Planks |
| Generators | Chainsaws |
| Jack Hammers | & Much More |




Open Hours Mon – Fri 6.30am-5pm, Sat 7am-4pm, Sun & Public Hol. 9am-3.00pm

Email: sales@statewidehire.com.au

For a full range of our products visit our Web site at : www.statewidehire.com.au

Tackle Tips



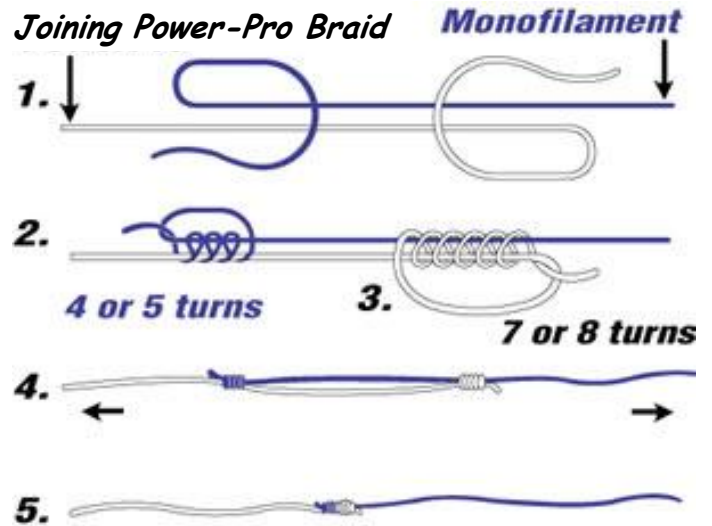
cap to fit on top

PVC pipe
drill small
holes of about
25 to 30mm



Lead base
pop rivet or
screwed up into the base

wrap glade wrap around
the whole thing before
you fill it with burley
to stop it from running out
then freeze



CAUSON HAVOC BAIT & TACKLE SHOP



We have Top Class, self contained
Accommodation
Overlooking the Sea Front
Available for Hire



08 8738 2988 or 0418 520 690

<http://www.causonhavocbaitandtackle.com.au>

78(B) SEA PARADE Pt MacDonnell SA 5291

We are Well Stocked with The Largest Range of Only the Top Well Known Brands
of Quality Fishing Equipment Available in Australia.

We Offer an Expert Service & Friendly Advise
on all of the local species & areas to fish.



Lures

- *OKA
- *HOLLOWPOINT
- *BLACK BART
- *MERIDIAN
- *BLACK MAGIC
- *POLU KAI & MORE





Steve Morris GFCSA
Tournament Director

Hi All I am always asked how to maintain fish gear as I do not really have the time to go into writing out long explanations myself here is an article done by another well known advocate of the sport fishing world Peter Pakula with some tips and thoughts of his that I though might help you with how to maintain your gear and put you on the right track

Steve Morris Tournament Director GFCSA

Gear and Lure Maintenance

by Peter Pakula

Prevention

You can prolong the life of your fishing tackle by putting protective oils on your gear before you use it.

If your tackle is used before you protect it then handling corrosion and salt penetration becomes more of an issue.

For rods and reels a coating of silicone on rods will protect blanks, binding finishes.

Reels should be dismantled, checking for any areas that haven't got a grease or oil coating and if necessary applying coatings to exposed areas.



Exposed metal areas that aren't moving parts such as side plates can be coated in corrosion blockers or silicone. Moving parts should be coated in the oil and grease recommended by the manufacturer.

Trolling skirts are made from various types of plastics, mainly PVC, which are by nature hard and brittle. They are made soft by the addition of oils. These oils do not bond with the skirt materials and will continue to leach and migrate to the surface of the skirts, which has the effect of either making them feel sticky or stiff and sometimes brittle.

If the skirts are sticky, stiff or brittle then the oil content of the skirts has been diminished and salt and other chemicals in both salt and fresh water will replace the oils in the skirts.

To Rejuvenate Skirts the Process is

- Put the skirted lures in just boiled water, agitate them for around a minute which removes any sticky surface oil, and dissolves salt, ie cleans out the skirts.
- Dry the skirts laid neatly and flat on a towel in the shade.
- Spray with Silicone Oil and rub the silicone into the skirt. Use a high grade pure silicone such as CRC 808. Don't use cheap multipurpose or food grade silicone's. Many furniture polishes such as Pledge or Mr Sheen are high grade silicone's, but don't use scented ones.
- Allow an hour or two for the silicone to soak into the skirts and if necessary reapply another coat.

Long Term Storage of Skirted Lures

- For long term storage the best is spaying the lures and rigs with silicone and wrapping individual lures in grease proof paper and storing away from light sources.
- If you store lures in plastic of any sort the lubricants in the skirts will migrate to any plastic or other lures the skirts are in contact with. Spraying any plastic containers or lure bags with silicone will cut the migration down significantly.

Storage and Maintenance of Rigs

All hooks have a steel and carbon content that will corrode in salt water over time. Spaying rigs with silicone or other greases will keep rigs in top condition for many years.

There is a significant point about coating hooks with non-conductive coatings which can significantly increase your hook up rate. Basic physics is that when a ferrous object i.e. rig with carbon and steel, pass through the earths magnetic field the object will put out an electrical field which can confuse a fish attacking a trolled lure. Putting a a non conductive coating such as silicone, non conductive grease, Teflon, powder coating etc will prevent any electrical fields, prolong the life of your rig and increase your success rate.



YOUR TOTAL MARINE COMPLEX

NO JOB TOO BIG OR SMALL



Before

("SALTIGA" 45' Rivera Hull & Deck Extension)



After

SERVICES

- Surveys & Valuations
- Boat Brokerage & Insurance
- Antifouling and Prop Speed Applications
- Interior Fit outs, Refits and Teak Decking
- Mechanical & Electrical Repairs
- Emergency Salvage Co-ordination
- Stainless Steel & Aluminium Welding
- Marine Project Management
- Insurance work
- Fibreglass & Gelcoat Repairs
- Two Pack Resprays
- Complete Marine Detailing
- Wooden Boat Repairs
- Osmosis Repairs
- Interior & Exterior Timber work
- Hull Modifications & Extensions
- DIY & Contractors welcome

FACILITIES

- Fully Monitored Security System
- 3 metre high Electric Fence
- 70 Tonne Ship-lift
- Wet Vessel Berthing Facilities
- Yacht Keel Pit
- Undercover Work / Paint Shops for Vessels to 20 metres, complete with Ship-lift access
- 40 Vessel Hardstand Area
- Short & Long Term Hardstand
- Off-season Hardstand Packages
- On-site Mobile Crane & Forklift

**CALL US NOW FOR A FREE NO OBLIGATION QUOTE
ON YOUR VESSEL REPAIRS OR MAINTENANCE**



Providing Electrical packages for new home and commercial design and construct installations including:

- Security
- Home theatre
- Intercom systems
- Home automation
- Video cameras
- Network cabling

Also offering various green energy solutions to new homes such as:

- Solar systems
- Energy consumption metres
- Dimmers
- Sensors & timers
- C Bus Home automation
- Led lighting

TDR Electrical standing out from the rest...



Ph: 08 8357 6222 | Fax: 08 8357 6233 | Email: wayne@tdrelectrical.com.au | tony@tdrelectrical.com.au
Address: PO Box 347 Edwardstown 5039



Fish For Life, will cross 3 Oceans, 4 Seas, 9 Gulf, 1 Bite and 7 Straits.

Including some of the most treacherous waters in Australia where hundreds of seafaring folks have lost their lives to Mother Nature's fury over the years.

We are navigating the seas over around Australia, a 4 month journey to get our nation digging deep and celebrating life and to hopefully raise much needed funds for Cancer Council Australia while visiting every port of Australia.

Fish for Life founder Mark Ratchford may endure anything up to 17 metre waves that are frequent when navigating in the southern ocean, to waters that are extremely difficult to navigate big tides across the top of Australia.

In the mix, other dangers may include Poisonous Snakes, Sharks, Crocodiles and the dreaded Sand Flies just to name a few. It is going to be one hell of a ride!

A passionate sea bound man with a dedicated ground crew will travel 1,507 Kilometres across the Great Australian bite, between Esperance and Ceduna, this challenge may take up to 50hrs straight only stopping to meet the tender vessel for re-fuelling.

Our Skipper Mark will cross the leg is to Tassie through the notorious Bass Strait in the middle of winter enduring freezing and rough conditions, navigating through the hole in the wall at Guluwuru Island Northern Territory, and not to forget the risk involved in getting through the Horizontal Falls.

Its not all risk and danger for the guys, they will experience our nations wonders visiting some of the most picturesque locations on earth right here in Australia. They will enjoy the opportunity to explore. Deserted Islands, The Great Barrier Reef, The Kimberley's and the breathtaking cliffs of the Great Australian Bite. Mark will also have the opportunity to fish areas that are not visited often by man. The variety of fish species caught along the way will vary from Marlin and Tuna to Bream and Mullet, Fish For Life practices responsible release of fish and only keep fish to feed the crew whilst travelling. With the help of the fishing fraternity Fish For Life will hopefully be able to raise the much needed funds to help cancer patients in every state of Australia.

Get Onboard..People need us and we need you to get on board and join us in this epic journey so together we can help as many people and their families as possible.

The departure launch was held at the Melbourne boat show on June 20th the anticipation from the team is contagious, Fish for Life (FFL) has now been in the planning stage for nearly 2 years. With major national sponsors: Evolution Boats, mercury, monster fish, Sav winch, Simrad, Platinum Event Agency and Team justagirl, the venture is ready to take on cancer across the nation. A fishing trip of some 5 months made up of 90 legs, some of these are available to the public.



Finally heading off on the first leg.

This event is the first Cancer Council National mutli State event ever and a pilot for the Cancer Council. This means that funds raised in each state stay in each state. The S.A. team are looking for as many volunteers as possible to help with this part of the event, if you can help in anyway! Please put your hand up.

The FFL crew will arrive in Adelaide on the 6th November there will be a Family fun day held in Port Adelaide. The FFL boat will be escorted down the Port river by approx 100 S.A. trailer boats supporters, be apart of the history and register your boat for this event via Tracey Tito at "teamjustagirl.com.au".

The fun day will be held on the docks at Harts Mill with something for everyone. More details to come. We are also looking for volunteers and fuel donations for the state of S.A. stops during FFL leg of the journey around Australia. There are also a few S.A. legs up for donation and as a part of the donation you get go on that leg : Ceduna to Port Lincoln, Port Lincoln to Adelaide with a stop at K.I., Adelaide to Victor harbour and Victor harbour to Portland. full details at www.fishforlife.org.au or Follow the journey in real time on :

"<http://www.marinetraffic.com/en/ais/home/centerx:146/centery:-39/zoom:> boats registered transponder No 503040830

Meet the Teams:

A love of fishing, giving back to the community and pushing themselves to the next level has seen the Fish for Life teams come together to head up an event challenge of a lifetime – Touching over 90 Communities including 7 Capital Cities around #Oz to help raise funds to fight the battle of Cancer research.

Our team is located all over Australia, supporting Skipper Mark Ratchford circumnavigate around our country to help raise much needed funds for Cancer Research in Australia.

Mark Ratchford – Skipper and Managing Director:

Skipper Mark, a passionate man on a mission to make a difference, encouraging families, recreational boaties and clubs to ‘Get their Lines out for Cancer’ by leading a national Cancer Council fundraising initiative.

Tracey Tito – Fish for Life State Team Captain:

A survivor to Kidney Cancer ‘fishes for life’. Founder of Team ‘justagirl’, a keen boat owner and champion skipper, award winning angler and mentor to women in a male dominated sport of amateur fishing. Tracey is also the Team Captain for FFL in South Australia and 2 I.C. to Mark Ratchford founder of the FFL.

Darren Kishander – Participant Liaison and Safety Officer:

Father of 2 boys, recreational fisherman who spends more time untangling and re baiting my kids fishing lines than actually fishing these days. Safety Advisor and Fish for Life committee member, ensuring all volunteers and members are able to return home at the end of the day.

Ren Martin – State Team Captain, Justagirl:

Committee member of the Game Fishing Club of South Australia , 2 I. C. on the champion boat justagirl and a super enthusiastic organiser on the Fish for Life committee. Ren dedicates most of her free time to raising the profile of women throughout the amateur fishing communities both locally and nationally in her role as co-founder of Team ‘justagirl’.

Leatrice Shippies, Treasurer and Marketing:

Leatrice has a marketing back ground working in marketing for Corporate Companies, including Vodafone and American Express. Leatrice brings this professional back ground with her to the Fish For Life team to help achieve the ultimate results for those in need.

Andrew Greenstreet – Sales & Marketing:

Having lost his inspiration for life due to Bowel Cancer which took his Aunty Sue, who was like a second mum to him.. It is for her legacy he has joined the Fish for Life team to help with a event challenge that is hopefully set to help change many other families lives for the better.

Brendan Ashdown Event Support and All Rounder:

Brendan is passionate with the Fish For Life cause and networks within the community to help bring everyone together to achieve the goals needed to help those in need.

Samantha Harkness Videographer:

Samantha comes from a family who all love to be behind the camera, Samantha is a professional videographer working within her families Company. Sam is looking forward to filming in challenging environments which the Fish For Life Team will encounter on the journey and compiling some compelling great clips for all of us enjoy. **Big Al - Fish for Life Event Mascot:**

Big Al joined our team as the events mascot in June 2015 at the Melbourne Boat Show.

He will be travelling with us around the country. Be sure to come and say ‘Hi’ at the next Fish for Life Event



<http://fishforlife.org.au/how-it-works/the-journey/>

For South Australian enquiries Contact Fish For Life’s SA Representative;

Tracey Tito From Team justagirl on 0412 238 517.

www.fishforlife.org.au



GFAA Eligible Gamefish Species - Tag & Release

Albacore <i>Thunnus alalunga</i>	Marlin, black ** <i>Makaira indica</i>	Shark, thresher * <i>Alopias spp.</i>	Tuna, skipjack <i>Katsuwonus pelamis</i>
Amberjack <i>Seriola dumerilii</i>	Marlin, Pacific blue ** <i>Makaira nigricans</i>	Shark, tiger * <i>Galeocerdo cuvier</i>	Tuna, southern bluefin <i>Thunnus maccoyii</i>
Barracuda <i>Sphyraena spp.</i>	Marlin, Striped ** <i>Tetrapturus audax</i>	Shark, whaler * <i>Carcharinus spp.</i>	Tuna, yellowfin <i>Thunnus albacares</i>
Bonito <i>Sarda spp.</i>	Rainbow Runner <i>Elagtis bipinnulatus</i>	Spearfish ** <i>Tetrapturus spp.</i>	Wahoo <i>Acanthocybium solandri</i>
Broadbill ** <i>Xiphias gladius</i>	Sailfish ** <i>Istiophorus platypterus</i>	Trevally, big eye <i>Caranx sexfasciatus</i>	BY STATE South Australia, Victoria and Western Australia (south of the Tropic of Capricorn) ONLY
Cobia <i>Rachycentron canadum</i>	Samson fish <i>Seriola hippos</i>	Trevally, giant <i>Caranx ignobilis</i>	
Eagle Ray <i>Myliobatis australis</i>	Queenfish <i>Scomberoides spp.</i>	Trevally, gold spot <i>Carangoides fulvoguttatus</i>	
Kingfish (yellowtail) <i>Seriola lalandi</i> (70cm minimum size)	Shark, blue * <i>Prionace glauca</i>	Trevally, golden <i>Gnathanodon speciosus</i>	Trevally, silver *** <i>Pseudocaranx dentex</i> (35cm minimum size)
Mackerel, broad barred <i>Scomberomorus semifasciatus</i>	Shark, gummy * <i>Mustelus antarcticus</i>	Tuna, bigeye <i>Thunnus obesus</i>	Snapper *** <i>Pagrus auratus</i> (40cm minimum size)
Mackerel, narrow barred <i>Scomberomorus commerson</i>	Shark, hammerhead * <i>Sphyrna spp.</i>	Tuna, bluefin <i>Thunnus thynnus orientalis</i>	Salmon, Australian *** <i>Arripis trutta</i> (40cm minimum size)
Mackerel, shark <i>Grammatocynus bicarinatus</i>	Shark, mako * <i>Isurus spp.</i>	Tuna, dogtooth <i>Gymnosarda unicolor</i>	Mulloway (Jewfish) <i>Argyrosomus japonicus</i>
Mackerel, spotted <i>Scomberomorus spp.</i>	Shark, porbeagle * <i>Lamna nasus</i>	Tuna, longtail <i>Thunnus tonggol</i>	
Mahi Mahi (dolphinfish) <i>Coryphaena spp.</i>	Shark, school (tope) * <i>Galeorhinus galeus</i>	Tuna, mackerel (kawa kawa) <i>Euthynnus affinis</i>	

NOTES:

- All species must be a minimum of 60cm in length except sharks & where specified above
- All Sharks [*] are to be tagged with the Metal Shark Tag and must be a minimum of 100cm In Length
- Billfish **[**] are to be tagged with the Billfish tag
- Species marked with [***] are to be tagged with the small pelagic gamefish tag
- JUNIOR TOURNAMENT - Maximum of 5 tagged fish of any one species to be entered on any one day


TYPES of TAGS

Small Pelagic Tag

Large Pelagic Tag

Metal Shark Tag

Billfish Tag



Updated 6th April 2014



Donaldson Electrical Pty Ltd
ABN: 17 007 625 176

• Service Agents • Appliance Repairs • Motor Rewinding

Stuart Donaldson
Director

Electrical Experience in All
Quarry & Industrial Fields

134 Payneham Road, Stepney 5069

Phone: 8363 9848 Mobile 0400686507 Fax: 8363 9837



DALE SIEGMANN
Technical Sales Representative

Lot 3 Belair Drive
Port Lincoln SA 5606

P: +61 8 8683 3955
F: +61 8 8683 3977
M: +61 409 427 915

dsiegmann@nobles.com.au

www.nobles.com.au

Any one wishing to place their business card in the Pointer Ring Steve Morris 0407 280 323 Let us support you and your business for just \$75.00 and in turn you are supporting your Club

BELL POTTER

**AUSTRALIAN OWNED AND MANAGED STOCKBROKER.
HELPING AUSTRALIANS INVEST FOR OVER 40 YEARS.**

- Full service stockbroking
- Market leading research
- Private asset management
- Retirement planning
- Initial public offerings

Connect with David Humble

8224 2763

0408 808 909

dhumble@bellpotter.com.au

www.bellpotter.com.au

**COMMITTED TO PEOPLE,
BUSINESSES AND
COMMUNITIES**

smartinvestor 2014
Blue Ribbon Awards
BEST FULL SERVICE BROKER
WINNER

For your next hook up!!



ADELAIDE • BAROSSA VALLEY • CEDUNA • MOOMBA • WHYALLA



- * 2.5T - 500 T Capacity
- * Low Loaders & Transport
- * Workshop and Maintenance Facilities

SA's Largest Crane Hirer

PHONE: 1300 CRANE 1

Crane Services Pty Ltd

50 - 52 Francis Road
WINGFIELD SA 5013

Phone: 8244 9167 Fax: 8347 7526

Email: info@craneservices.com.au
Web: www.craneservices.com.au



Hummer & GT Falcons

For your wedding, or that special occasion, let us pamper you in luxurious style and comfort in one of the chauffeured limousines from our fleet.



Choose from *XW* or *XY GT Falcons*, in white or gold, all with black interiors and in original condition.

- All cars seat 4 passengers.
- Discounts apply for multiple car hire of 3 or more vehicles.

Or for the ultimate in luxury, relax in the *H2 Hummer*.

This vehicle comes with 28" chrome rims, 7 TV screens, full leather interior and a big sound system.

- Seats 5 passengers.
- Discounts apply for multiple car hire of 4 or more vehicles.

...and to ensure your safe return home after the reception, our GTs and Hummer will get you there.
(minimum of 1 hour for all)



For bookings telephone: 0488 272 002 or email: info@starcarssa.com.au



GFCofSA Fish Venting



Club Stubby Holders

Colour : Blue Club Logo in Red, Yellow & White Ideal For the Work Place, Home or on the Boat
\$7 each

Now Available NEW Club Boat & Car Stickers

\$5 each
Size 30 x 20cm

Fish Venting Kit

Developed by *Bill Sawynok* (Infofish) used to vent air from fish swim bladders when releasing bloated fish comes in a water proof container with easy to follow illustrations & instructions

Well worth the investment at \$7.50

GFC of SA Crimping & Rigging Set



6ft & 12" Deck Tagger

Tag Sticks Available 6ft **\$150.00**
or

12inc **\$60.00** complete with Nylon Dart Tag Only Receptor Needle as shown (Every Boat should have one !)
Tag needle Only—one sided \$20 two sided \$30



Crimping Kits

Designed by our own Technical Officer for use extensively by our club members in SA Waters Compiled of items essential for rigging up tackle used on South Australian fish species inn counted in SA Waters
Well worth the investment at **\$190.00**



Official IGFA

The only measure accepted when entering a fish into the IGFA longest fish categories **\$65.00**

Club Duplicate Recording Books



GFC of SA New Duplicate Recording Form Books Only \$20.00

Club Decorative Type Burgee Flags

Club Baseball Type Cap. Colours :
Dk Blue, White and the new season
Gray all Embroidered with Club Logo
Ideal at Work, Home or on the Boat
Club Caps: **\$15 each**
One Size Fits All !!



Club Decorative Only Burgees & Flags
Colour : Royal Blue Club Logo in White
Ideal hanging in the Boat or Over the Bar at
home **\$5.00 each**



Tag Flags
\$14.00 each



THIS SEASONS LATEST NEW STYLE

GFCSA Boat Burgees & Flags

Colour : Royal Blue Club Logo in White
Burgees **\$15.00 each** Full Flags **\$25.00**

Price \$185.00

Compact, robust, corrosion resistant
with all heavy duty Stainless Steel
fittings
plus back light display.

Digital Weighing Scales

NOW Available !!

New Digital Scales

In two Sizes:

0 to 60lb (colour white)

0 to 300lb (colour black)

Will read out in Pounds or Kilograms



Model by Chloe Johnston



Model by Sam Czabyski

2015-16 Seasons

NEW SHIRTS \$70.00

JACKETS Only

\$75.00

RUGBY TOPS

\$50.00

NEW HOODIES

\$70.00

BEANIES \$10.00

PEAK CAP \$15.00

ALL WEATHER USE



CLUB JACKETS

Model by Alexandra Czabyski



CLUB RUGBY TOPS

Model by Dianne Czabyski



CLUB HOODIES



CLUB FISHING SHIRTS

***SHIRTS AVAILABLE IN ALL SIZES ***

NO IRONING REQUIRED *HIGH TECH ODOR FREE MATERIAL* STAIN RESISTANT *DRIP DRY
TO ORDER RING:- (Dale Smith) - M.0423 855 099 - To purchase any of the club merchandise Items

GAME RODS

ONAN 6KVA Generator For Sale
In good working order
(no sound shield)
A Bargain at \$3.500

1 x Northstar 7" Chartplotter GPS with
Antenna and cable

plus

Stainless Bracket for Surface Mounting if
Required \$650-00

For Sale 1KW Transducer with cable to
connect into your Sounder \$600-00

Ring 0408 364 488

FISHING REELS

*** AVET Reel ***
Quad Drag T-RX 50 W
2 speed like new, few ware
marks only will sell for
\$500.00
Ring Steve 0407 280 323

This space
could
be yours

For more info on advertising ring
Steve Morris on 0407 280 323

MARINA BERTHS For Sale or Lease

Marina Berth for lease at
**Heritage Point
North Haven**

14 mtr easy access for yacht or
power boat to 45ft South Facing
Power and Water available, Toilet
and shower block access included.
\$80 per week 5 mins to the ocean
breakwater. Long term available,
pass coded security access.

Contact Mick Heasman
0418831790

Sale or Lease

12m & 15m BERTH
"MARINA St VINCENT"
WIRRINA

Contact Ches Detomaso
0412 847 812

FOR SALE

Bertram 50ft Sportfisher

**Galaxy Star is fully set-up,
ready for your short or
long-range fishing
pleasure.**

A Bargain at this Reduced Price!
of \$395,000

- ☐ Powered by twin Detroit V8-92, 735hp motors (with only 25hr on the clock after rebuild and engine-room rejuvenation).
 - ☐ With 2 new 8KVA Kohler generators (with 15hrs on the clock).
 - ☐ Simrad electronics – new in June 2015 – include 65-mile radar, 2 x 19-inch multi-function screens, 3KW transducer, plus down- and side-scan.
 - ☐ Two staterooms, sleeping four people in great comfort.
 - ☐ Huge saloon for relaxing and entertaining.
 - ☐ Appointed with freezers, washing machine, clothes dryer and dishwasher for live-aboard convenience.
- Many more extras, to many to list

For more information and
to arrange a test drive, please
call Rolf: 0408 364 488

~~Price: \$499,000~~



Vessel Name: **Decanter** Price: **\$190,000**

Make: Caribbean	Registration: tba
Model: 35 Flybridge Cruiser	Registration expiry: tba
Hull year: tbc	Hull: Mono planning hull
Length: 35 feet / 10.67 mtrs	Usage: Cruising / Fishing / Leisure
Beam: 13.3 feet	Engines: Twin 300hp Cummins Diesels
Draft: 3 feet	Engine hours: Port, tba Starboard, tba
Hull material: GRP	Vessel location: Glenelg SA

"Decanter"

Water storage capacity 450 litres
Great family boat for day trips, fishing
and extended cruising.

Accommodation sleeps 6.

Only two careful owners from new.
Full service history available.

Always carefully maintained and
serviced with recent service and lift.

"Decanter" presents in very good
condition ready for immediate boating
enjoyment.

For more details and Price ring

Robbie at H: 8357 2212

Description.

★ Twin Station	★ 2x 200 amp hour house batteries
★ Extended aft awning, folds in half	★ Water maker, 100gal/day
★ Full covers to Flybridge	★ Cockpit fridge / freezer
★ Game poles / outriggers	★ Ingle fridge / freezer 12v/ 240v in lazarette
★ Simrad navigation electronics, Plotter, Sounder, Radar, Autopilot	★ Flexi-teak decks
★ Chain counter	★ 2x new helm chairs
★ Led rear flood lights	★ Drip less shaft seals
★ Safety equipment	★ Trim tabs
★ 6 Man emergency life raft	★ 2x VHF radios
★ 7 kva generator	★ Deck wash pump, salt / fresh water
★ 1200 watt inverter	★ Fuel capacity tba

A NOTICE ! Of a Special benefit to you, the members



As you all know each year we the club have to have our club scale certified not just for the club but to maintain our listing with IGFA as one of their Official weigh stations.

You would , I hope, at some time need to get your own scales done as well, although it is not mandatory within the club for scoring points but it is if you happen to catch a potential record of some sort.

Steve Morris our Technical Adviser has acquired our club a special rate for not just getting all our club scales done but also you the members, so when the time comes for you to get your scales certified take note!

Go to "ADELAIDE WEIGHING Pty Ltd" For a acquire club discount offered for certification of your scales but you must identify your self as a GFCSA member and show your current membership card as proof that you are indeed financial member to benefit from this service, all the details of the company are in their advertisement on page 49 of this pointer issue

If you need to know anything further please contact steve on 0407 280 323 I'm sure he will assist you

Check it Out!

[CURRENT POINT SCORES as of 30/11/15]

Fishing Event

Fresh Water Challenge
Starts: 0600hrs Friday 8th Jan
Ends: 2400hrs Sun 17th 2016 Jan
(Check Events Calendar for more Details)

Tournament Sponsored by

Marion Bay Weekend Tournament
Briefing Night
Club Rooms 20th Jan 2016 Starts 7:00pm
Marion Bay Weekend Tournament Dates
Start 12 noon Fri 22nd Jan
Ends 1800hrs Sun 24th 2016

Club Sponsors:

- YORK
- STAR
- DIAMCO
- SOLD (Landscape Construction)
- Blackrock
- STATEWIDE HIRE
- MANITEX
- MANITEX
- Part Mac Donnell

facebook

DELAIWEIGHING Adelaide Weighing & Scales - "the best in every WEIGH"

Please submit your enquiry using the form below or contact us on (08) 8359 6340
Our business is located at 4, 11 Streiff Rd, Wingfield SA 5013

Adelaide Weighing has many years of experience in all forms of weighing equipment & scales. Through this experience, we have set very high standards in all aspects of weighing. From weighbridge servicing and re-certification to supplying a complete range of weighing scales & systems. Adelaide Weighing offer experienced, professional and cost effective support & solutions for all your weighing requirements.

All makes

 	Scale Bases 	Waterproof Scales 	Remote Displays 	Bench & Floor Scales 	Compact Bench Scales
	Counting Scales 	Digital Indicators 	Retail Scales 	Vehicle Weighing 	Food Scales

www.adelaideweighing.com.au

Would you like to have your Fishing Photos in your own folder on Our Web-Site ?

We would like you to share your fish photo's in the picture gallery on our club web site ?

Contact Steve Morris for details M/0407280323 stevemorris@topshottackle.com

Useful Web Sites to Check Out

Royal South Australian Yacht Squadron: ———	www.rsays.com.au
Game Fishing Association of Australia: ———	www.gfaa.asn.au
Fishnet: ———	www.fishnet.com.au
International Game Fishing Association: ———	www.igfa.org
South Australian Fishing Industry Council: ———	www.safic.com.au
Fisheries Research Advisory Board: ———	www.fishresearch.sa.gov.au
FISHSA.com: ———	www.fishsa.com
Adelaide Coarse Anglers: ———	www.australiancoarseangling.com
Australian Fisheries: Academy: ———	www.afa.edu.au
Fish NEWS: ———	fishnews.cool.net.au
Rex Hunt Fishing Adventures: ———	www.rexhunt
SA Recreational Fisheries Advisory Council: —	www.sarfac.com
Tidal Predictions: ———	www.ntf.flinders.edu.au
Primary Industries and Resources SA: ———	www.pir.sa.gov.au
Top Shot Tackle Australia : ———	www.TopShotTackle.com
Ray & Anns Tackle Mart : ———	www.rayanns.com.au
Game Fish Club of SA: ———	www.gamefishsa.org.au or gfcsa.com.au
Seasurface : ———	www.seasurface.com
Strike&Hook: ———	www.strikehook.com

MERIT PINS FOR CAPTURE

Merit Pins may be awarded to anglers for captures made in Australian waters and recorded in each of the various line classes according to the tables below.

GFAA shall design and control the issue of such Capture Merit Pins, which shall be engraved with the initials GFAA and be symbolic of the fish for which the award is made.

Club secretaries shall, by the authority of GFAA, order

and distribute Capture Merit Pins to club members who have submitted to them a written application supported by relevant Capture and Weight Recording Certificates. State branches shall advise GFAA by July 15 each year the number and each type of Capture Merit Pins so distributed.

Only one Capture Merit Pin for each species and for each line class may be issued to any one angler during any one year ending June 30.

It is recommended that Capture Merit Pins be presented at club annual general meetings, presentation of trophy evenings, or similar occasions.

Note: the cost of the Capture Merit Pins shall be borne by the angler.

Club secretaries note: to order Capture Merit Pins, contact Mackays Jewellers, PO Box 1113, Toowoomba (Qld), tel/fax (07) 4630 8737 or mobile 0419 709 229.

GAMEFISH MERIT PINS

LINE CLASS kgs	BRONZE kgs	SILVER kgs	GOLD kgs	MERIT kgs
1	2	3	4	8
2	4	6	8	16
4	8	12	16	32
6	12	18	24	48
8	16	23	32	64
10	20	30	40	80
15	30	45	60	120
24	48	72	96	192
37	90	135	250	500
60	150	210	325	650

SHARK MERIT PINS

LINE CLASS kgs	BRONZE kgs	SILVER kgs	GOLD kgs	MERIT kgs
1	4	6	8	16
2	8	12	16	32
4	16	24	32	64
6	24	36	48	96
8	32	48	64	128
10	40	60	80	160
15	60	90	120	240
24	96	144	192	384
37	180	270	500	1000
60	30	420	650	1300

MERIT PINS FOR TAG AND RELEASE

Merit Pins may be awarded to tag and releases effected in Australian waters. The eligibility rating is listed below.

GFAA shall design and control the issue of such Merit Pins, which shall be engraved with the initials GFAA and may be symbolic of the fish for which the award is made.

Club secretaries shall, by the authority of GFAA, order and distribute Tag and Release Merit Pins to club members who have submitted to them a written application supported by relevant documentation. Details should include:

- (a) species of fish

- (b) dates of Tag and Release

- (c) serial number of tag cards submitted to NSW State Fisheries

State branches shall advise GFAA by July 15 of each year the number and each type of Tag and Release Merit Pins so distributed.

Tag and Release Merit Pins are retrospective to the start of record keeping by the NSW Fisheries Research Institute.

It is recommended that Tag and Release Merit Pins be presented at club annual general meetings, presentation nights, or similar occasions.

The cost of the Tag and Release Merit Pin

shall be borne by the angler.

Club secretaries note: to order Tag and Release Merit Pins, contact Colin Forrester Manufacturing Jewellers, Suite 12, First Floor, Globe Arcade, Wollongong (NSW), tel (02) 4226 3667.

TAG AND RELEASE MERIT PINS

	MERIT	GOLD	SILVER	BRONZE
Billfish	50	10	5	1
Shark	100	50	10	5
Tuna	100	50	10	5
Other Gamefish	100	50	50	5
Barramundi	100	50	50	5

Capture Pins from Mackays Jewellers: Bronze \$28.00 Silver \$31.00 Gold \$53.00 Merit \$55.00 all plus \$5.50 P&H - Prices include GST.

Tag & Release Pins from Colin Forrester Jewellers: Bronze \$30.00 Silver \$39.00 Gold \$95.00 Merit \$100.00 all plus \$5.50 P&H - Prices include GST.

GFAA Patches

PATCHES FOR TAG & RELEASE

GFAA Tag and Release patches are available to anglers who qualify as follows:

- tag and release of five fish of three separate species, including sharks.
- tag and release of 10 fish of five separate species, including sharks.
- tag and release of 15 fish of five separate species, including sharks.

To qualify for the awards, the angler must submit the following:

1. species of fish
 2. dates of tag and release
 3. serial numbers of tag and card submitted to NSW State Fisheries
 4. cheque for \$11.00 (inc GST) for issue of patch
- Applications for Tag and Release Patches must be submitted through the angler's club. Note: no certificate will be issued.

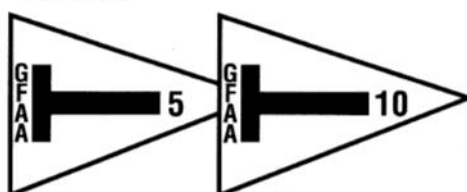
**PATCHES FOR BILLFISH TAG & RELEASE**

GFAA Billfish Tag & Release patches are available to anglers who qualify as follows:

- tag and release of five billfish.
- tag and release of 10 billfish.

To qualify for the awards, the angler must submit the following:

1. species of fish
 2. dates of tag and release
 3. serial numbers of tag and card submitted to NSW State Fisheries
 4. cheque for \$11.00 (inc GST) for issue of patch
- Applications for Tag and Release patches must be submitted through the angler's club. Note: no certificate will be issued.

**CAPTURE MERIT AWARD 10 TO 1, 15 TO 1, 20 TO 1**

A GFAA certificate is available for any recognised gamefish species.

To qualify for the certificate the angler must submit the following:


1. an Australian Record Claim Form stating the club the claim is submitted for, (eg 20 to 1)
2. a cheque for \$27.50 (inc. GST) for the issue of the certificate.

1000LB (454.4KG) CLUB

A GFAA award is available for any recognised gamefish species.

To qualify for the certificate the angler must submit the following:

1. an Australian Record Claim Form stating the claim is submitted for the 1000lb club
2. a cheque for \$110.00 (inc. GST) for the issue of the cap and framed certificate.



Diving / hard body lures often take a beating through catching fish, casting and general abuse, so it is not unusual for your favourite baits to become out of tune.

This can lead to performance problems in the way a lure runs in the water.

If a lure is not running the way it should in the water, it could result in fish ignoring your bait. This is why it is important to regularly check your baits and give them a quick tune up to make sure they are running correctly.

Tuning your lures is a simple process, but it is one of those details that some anglers do not pay attention to. Here is how you can get your lures in tune with a few simple steps.

LEFT OR RIGHT?

The most common sign that your lure is out of tune is that it will be pulling to the left or right. This indicates that the loop that you connect your line to is bent to one side or the other.



You want your lure to run straight, so you will need to take a pliers and carefully bend the loop to tune it. If your lure is pulling to the right, you will want to bend the loop to the left. If it is pulling to the left, bend it towards the right.

This process can take some trial and error, but after a few tries, your lure should be running straight.

DIVING

Crankbaits can be out of tune if they are not diving straight down. In some cases, even brand new crankbaits will be out of tune.

Test your crankbaits to make sure they are diving straight down. The best way to test them is by using a fast retrieve. This is most likely to reveal any problems in the lure's movement. If a lure is listing to either side then it needs to be tuned with the same technique used above.

HOOK HANGERS

Especially when fighting larger fish, it is not uncommon for hook hangers to become bent. This can alter the way your lure runs in the water and needs to be adjusted/straightened. Make sure your hooks are hanging straight and that the hangers are not bent anymore. If they or the hooks are bent, use a pliers to bend them back into their proper shape or position.

CUSTOM TUNING

In some cases, you may want to change the movement of your lure to get it to run differently in the water. In these situations you can use some custom tuning techniques that could result in more fish in the boat.

If you have a crankbait with a metal bib, you can bend the bib up or down to change the diving depth or the wobble of the bait. On crankbaits with plastic bibs, you can bend the tie-on loop forward or backward to achieve similar results. If the line-tie is the screw-in type, you can try removing it and screwing it in either closer or further away position from the body to alter the lure's movement in the water.



Ref:

Read more at <http://www.liveoutdoors.com/fishing/233673-how-to-tune-your-fishing-lures/#JkGKcFTIFxE5FaIX.99>

HAPUKU

some times refered to as
HARPUKA

Scientific name *Polyprion oxygeneios*.



Range Lancelin in Western Australia and southern waters to around Port Macquarie in NSW.

Description A very large species reaching 1.8 m and 70 kilograms. It can be found occasionally in waters as shallow as 15 metres, and from 50 to 400 metres but is most common in 150 - 350 metre depths. This attractive fish is frequently slate grey to blue-grey and may tend towards dusky grey. The head and mouth is large and can take very big baits. The lower jaw is undershot which is diagnostic. The gill cover has a horizontal ridge which ends in a modest spine.

Fishing It is only in the last decade or so that anglers have been willing to chase hapuku in private boats as the depths they are found in involves considerable travel, favourable weather and specialised deep water gear. The use of braid line has made the task of getting a kilogram or more of weight and large hapuku back to the surface more realistic. Due to the extreme depths, most fish show considerable signs of barotrauma including popped eyes and protruding stomachs. Some charter boats are now targeting this species with some concern that they are vulnerable to over-exploitation at even modest fishing levels. Hapuku are frequently caught with other large species such as the bar cod and bass groper. Caught in shallow water, the hapuku puts up a strong fight. The fight in deeper water is sandbagged by the huge weights and heavy gear often used. The hapuku is caught by many commercial fishers and is considered to be one of the best cooler water fish to eat.



Rig Set Ups





POWER AND PLAY IN PERFECT BALANCE



Whatever your destination, luxury will share the journey.
There's so much more to a Maritimo.

THE ALL NEW MARITIMO M SERIES. M48 M50 M58 M65

maritimo.com.au



Maritimo
OCEANS APART



Put the **PLEASURE** back into **BOATING & FISHING**

**NO MORE STRAINED BACKS!
NO NEED FOR AN ANCHOR BOY!
SAFE OPERATION FROM THE HELM!**



FREE TRIAL FITS

For more information please contact:

Mick Dawe 0422 339 350

E: sales@mickswinch.com.au W: www.mickswinch.com.au